

2023 Annual Agency Profile - Butler County Senior Service Program (NTD ID 70121)

Mailing Address: 451 N 5TH ST
DAVID CITY, NE

Website: https://co.butler.ne.us/webpages/services/senior_services.html

Service Consumed

Annual Unlinked Trips (UPT) 4,167

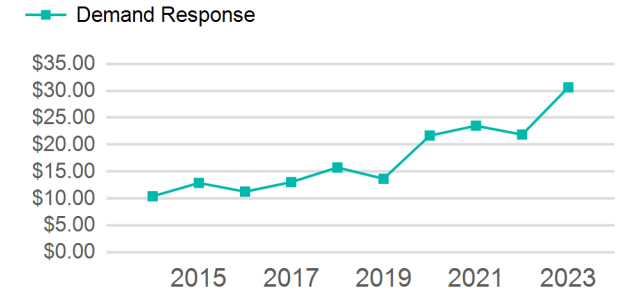
Assets

Revenue Vehicles 5
Service Vehicles
Facilities 1

Service Supplied

Annual Vehicle Revenue Miles (VRM) 57,044
Annual Vehicle Revenue Hours (VRH) 1,974
Vehicles Operated in Maximum Service (VOMS) 4

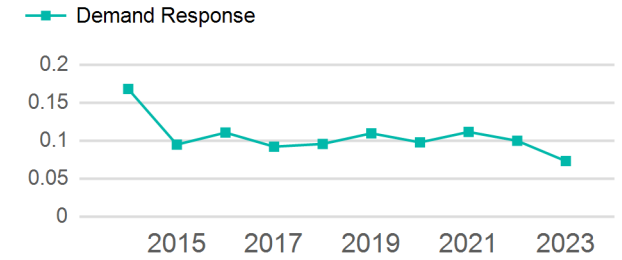
Operating Expenses per Vehicle Revenue Mile



Modal Characteristics

Mode	Annual Unlinked Passenger Trips	Directly Operated VOMS	Purchased Transportation VOMS	Annual Vehicle Revenue Miles	Annual Vehicle Revenue Hours
Demand Response	4,167	4	0	57,044	1,974
Total	4,167	4	0	57,044	1,974

Unlinked Passenger Trip per Vehicle Revenue Mile



Mode	Service Efficiency		Service Effectiveness		
	OE per VRM	OE per VRH	UPT per VRM	UPT per VRH	OE per UPT
Demand Response	\$2.24	\$64.68	0.1	2.1	\$30.64
Total	\$2.24	\$64.68	0.1	2.1	\$30.64

2023 Annual Agency Profile - Butler County Senior Service Program (NTD ID 70121)

2023 Funding Breakdown

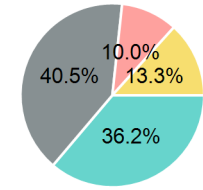
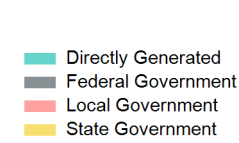
Summary of Operating Expenses (OE)

Mode	Operating Expenses	Fare Revenues
Demand Response	\$127,672	\$0
Total	\$127,672	\$0

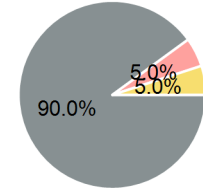
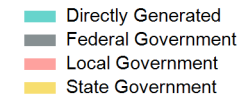
Sources of Operating Funds Expended

Directly Generated	\$46,221
Federal Government	\$51,730
Local Government	\$12,778
State Government	\$16,943
Total Operating Funds Expended	\$127,672

Operating Funding Sources



Capital Funding Sources



Sources of Capital Funds Expended

Directly Generated	\$0
Federal Government	\$105,326
Local Government	\$5,852
State Government	\$5,852
Total Capital Funds Expended	\$117,030

2023 Asset Management

Transit Asset Management (TAM) Tier	Tier II	TAM Sponsor NTD ID	7R04
--	---------	---------------------------	------

Metrics

Mode	Average Fleet Age in Years
Demand Response	9.0