

# 2023 Annual Agency Profile - Southeast Nebraska Community Action Partnership (NTD ID 70112)

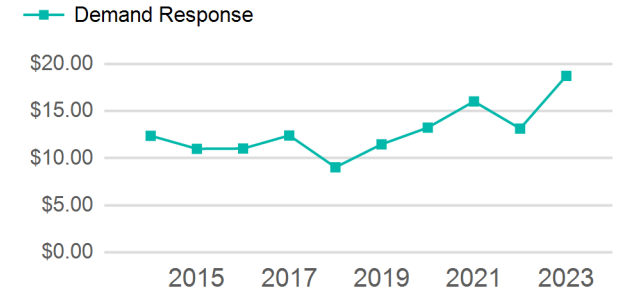
**Mailing Address:** 802 4TH ST  
HUMBOLDT, NE

**Website:** <https://www.senca.org/transportation>

## Service Consumed

Annual Unlinked Trips (UPT) 7,764

## Operating Expenses per Vehicle Revenue Mile



## Assets

Revenue Vehicles 4  
Service Vehicles  
Facilities

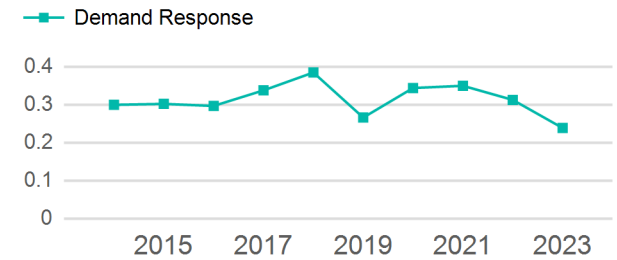
## Service Supplied

Annual Vehicle Revenue Miles (VRM) 32,544  
Annual Vehicle Revenue Hours (VRH) 2,279  
Vehicles Operated in Maximum Service (VOMS) 4

## Modal Characteristics

Mode	Annual Unlinked Passenger Trips	Directly Operated VOMS	Purchased Transportation VOMS	Annual Vehicle Revenue Miles	Annual Vehicle Revenue Hours
Demand Response	7,764	4	0	32,544	2,279
<b>Total</b>	<b>7,764</b>	<b>4</b>	<b>0</b>	<b>32,544</b>	<b>2,279</b>

## Unlinked Passenger Trip per Vehicle Revenue Mile



## Metrics

Mode	Service Efficiency		Service Effectiveness		
	OE per VRM	OE per VRH	UPT per VRM	UPT per VRH	OE per UPT
Demand Response	\$4.47	\$63.80	0.2	3.4	\$18.73
<b>Total</b>	<b>\$4.47</b>	<b>\$63.80</b>	<b>0.2</b>	<b>3.4</b>	<b>\$18.73</b>

2023 Annual Agency Profile - Southeast Nebraska Community Action Partnership (NTD ID 70112)

2023 Funding Breakdown

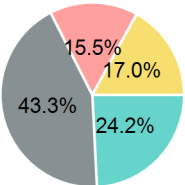
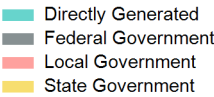
Summary of Operating Expenses (OE)

Sources of Operating Funds Expended

Operating Funding Sources

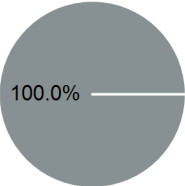
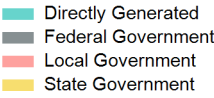
Mode	Operating Expenses	Fare Revenues
Demand Response	\$145,403	\$0
Total	\$145,403	\$0

Directly Generated	\$35,176
Federal Government	\$62,958
Local Government	\$22,605
State Government	\$24,664
Total Operating Funds Expended	\$145,403



Capital Funding Sources

Sources of Capital Funds Expended



Directly Generated	\$0
Federal Government	\$58,515
Local Government	\$0
State Government	\$0
Total Capital Funds Expended	\$58,515

2023 Asset Management

Transit Asset Management (TAM) Tier	Tier II	TAM Sponsor NTD ID	7R04
Metrics			

Mode	Average Fleet Age in Years
Demand Response	8.0