

2023 Annual Agency Profile - City of Wakeeney (NTD ID 70094)

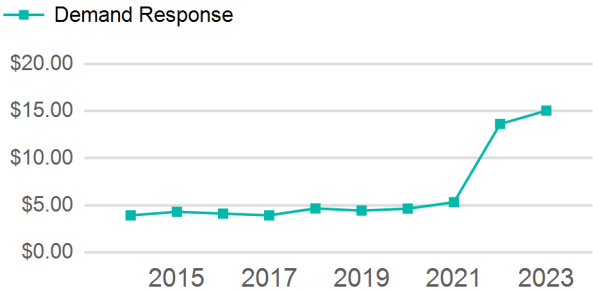
Mailing Address: 408 RUSSELL AVE  
WAKEENEY, KS

Website: <https://www.tregocountyks.com/2299/Transportation>

Service Consumed

Annual Unlinked Trips (UPT) 6,292

Operating Expenses per Vehicle Revenue Mile



Assets

Service Supplied

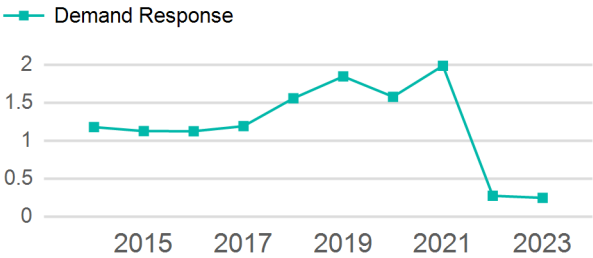
Revenue Vehicles 2  
Service Vehicles  
Facilities

Annual Vehicle Revenue Miles (VRM) 25,524  
Annual Vehicle Revenue Hours (VRH) 1,830  
Vehicles Operated in Maximum Service (VOMS) 2

Modal Characteristics

Mode	Annual Unlinked Passenger Trips	Directly Operated VOMS	Purchased Transportation VOMS	Annual Vehicle Revenue Miles	Annual Vehicle Revenue Hours
Demand Response	6,292	2	0	25,524	1,830
Total	6,292	2	0	25,524	1,830

Unlinked Passenger Trip per Vehicle Revenue Mile



Metrics

Mode	OE per VRM	OE per VRH	UPT per VRM	UPT per VRH	OE per UPT
Demand Response	\$3.71	\$51.70	0.2	3.4	\$15.04
Total	\$3.71	\$51.70	0.2	3.4	\$15.04

2023 Annual Agency Profile - City of Wakeeney (NTD ID 70094)

2023 Funding Breakdown

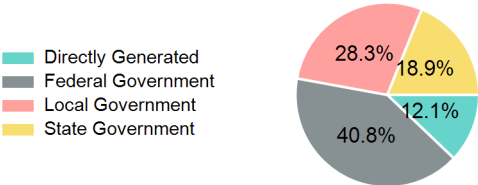
Summary of Operating Expenses (OE)

Sources of Operating Funds Expended

Operating Funding Sources

Mode	Operating Expenses	Fare Revenues
Demand Response	\$94,602	\$0
Total	\$94,602	\$0

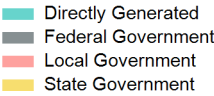
Directly Generated	\$11,420
Federal Government	\$38,582
Local Government	\$26,760
State Government	\$17,840
Total Operating Funds Expended	\$94,602



Capital Funding Sources

Sources of Capital Funds Expended

Directly Generated	\$0
Federal Government	\$0
Local Government	\$0
State Government	\$0
Total Capital Funds Expended	\$0



2023 Asset Management

Transit Asset Management (TAM) Tier	Tier II	TAM Sponsor NTD ID	7R02
Metrics			

Mode	Average Fleet Age in Years
Demand Response	12.5