

2023 Annual Agency Profile - Mid-Nebraska Community Action (NTD ID 70081)

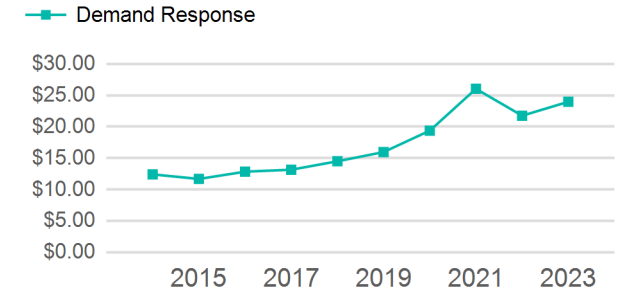
Mailing Address: 16 W 11TH ST
KEARNEY, NE

Website: <http://communityactionmidne.com/ryde-transit-public-transportation-program-reach-your-destination-easily/>

Service Consumed

Annual Unlinked Trips (UPT) 87,848

Operating Expenses per Vehicle Revenue Mile



Assets

Revenue Vehicles 55
Service Vehicles 3
Facilities 2

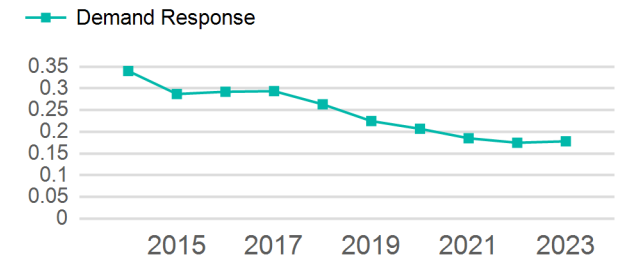
Service Supplied

Annual Vehicle Revenue Miles (VRM) 493,519
Annual Vehicle Revenue Hours (VRH) 35,008
Vehicles Operated in Maximum Service (VOMS) 35

Modal Characteristics

Mode	Annual Unlinked Passenger Trips	Directly Operated VOMS	Purchased Transportation VOMS	Annual Vehicle Revenue Miles	Annual Vehicle Revenue Hours
Demand Response	87,848	35	0	493,519	35,008
Total	87,848	35	0	493,519	35,008

Unlinked Passenger Trip per Vehicle Revenue Mile



Mode	Service Efficiency		Service Effectiveness		
	OE per VRM	OE per VRH	UPT per VRM	UPT per VRH	OE per UPT
Demand Response	\$4.27	\$60.15	0.2	2.5	\$23.97
Total	\$4.27	\$60.15	0.2	2.5	\$23.97

2023 Annual Agency Profile - Mid-Nebraska Community Action (NTD ID 70081)

2023 Funding Breakdown

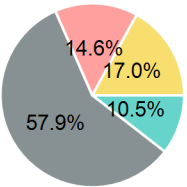
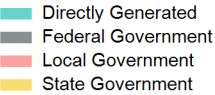
Summary of Operating Expenses (OE)

Sources of Operating Funds Expended

Operating Funding Sources

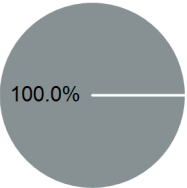
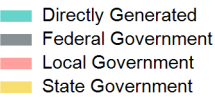
Mode	Operating Expenses	Fare Revenues
Demand Response	\$2,105,564	\$0
Total	\$2,105,564	\$0

Directly Generated	\$221,242
Federal Government	\$1,219,239
Local Government	\$307,910
State Government	\$357,173
Total Operating Funds Expended	\$2,105,564



Capital Funding Sources

Sources of Capital Funds Expended



Directly Generated	\$0
Federal Government	\$58,515
Local Government	\$0
State Government	\$0
Total Capital Funds Expended	\$58,515

2023 Asset Management

Transit Asset Management (TAM) Tier	Tier II	TAM Sponsor NTD ID	7R04
Metrics			
Mode	Average Fleet Age in Years		
Demand Response	7.1		