

2023 Annual Agency Profile - City Of Sidney (NTD ID 70074)

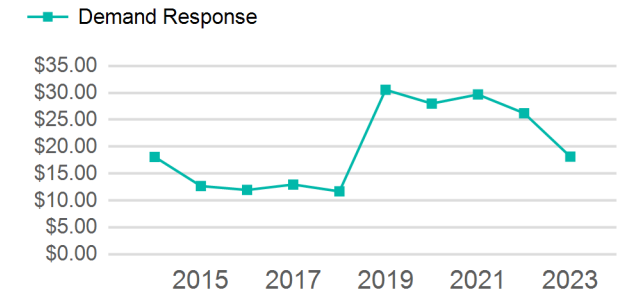
Mailing Address: 1115 13TH AVE.
SIDNEY, NE

Website: <https://cityofsidney.org/85/Public-Transportation>

Service Consumed

Annual Unlinked Trips (UPT) 16,415

Operating Expenses per Vehicle Revenue Mile



Assets

Revenue Vehicles 4
Service Vehicles
Facilities 1

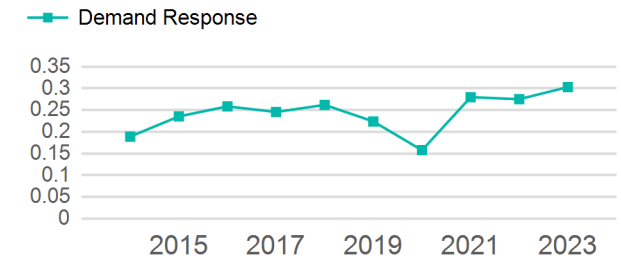
Service Supplied

Annual Vehicle Revenue Miles (VRM) 54,171
Annual Vehicle Revenue Hours (VRH) 4,842
Vehicles Operated in Maximum Service (VOMS) 3

Modal Characteristics

Mode	Annual Unlinked Passenger Trips	Directly Operated VOMS	Purchased Transportation VOMS	Annual Vehicle Revenue Miles	Annual Vehicle Revenue Hours
Demand Response	16,415	3	0	54,171	4,842
Total	16,415	3	0	54,171	4,842

Unlinked Passenger Trip per Vehicle Revenue Mile



Metrics

Mode	Service Efficiency		Service Effectiveness		
	OE per VRM	OE per VRH	UPT per VRM	UPT per VRH	OE per UPT
Demand Response	\$5.50	\$61.53	0.3	3.4	\$18.15
Total	\$5.50	\$61.53	0.3	3.4	\$18.15

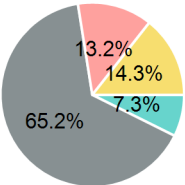
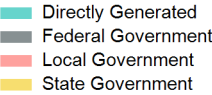
2023 Annual Agency Profile - City Of Sidney (NTD ID 70074)

2023 Funding Breakdown

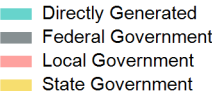
Summary of Operating Expenses (OE)

Sources of Operating Funds Expended

Operating Funding Sources



Capital Funding Sources



Sources of Capital Funds Expended

Directly Generated	\$0
Federal Government	\$0
Local Government	\$0
State Government	\$0

Total Capital Funds Expended \$0

2023 Asset Management

Transit Asset Management (TAM) Tier

Tier II

TAM Sponsor NTD ID

7R04

Metrics

Mode

Average Fleet Age in Years

Demand Response

6.3