

2023 Annual Agency Profile - Goliad County (NTD ID 66281)

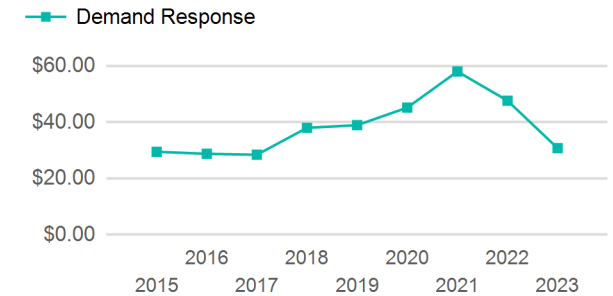
Mailing Address: 127 N. COURTHOUSE SQ.
GOLIAD, TX

Website: <https://www.co.goliad.tx.us/page/goliad.Public.transportation>

Service Consumed

Annual Unlinked Trips (UPT) 4,938

Operating Expenses per Vehicle Revenue Mile



Assets

Revenue Vehicles 4
Service Vehicles
Facilities 1

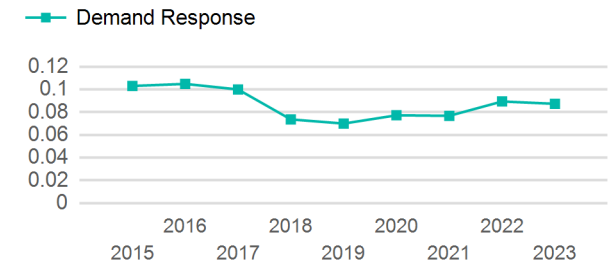
Service Supplied

Annual Vehicle Revenue Miles (VRM) 56,537
Annual Vehicle Revenue Hours (VRH) 3,168
Vehicles Operated in Maximum Service (VOMS) 3

Modal Characteristics

Mode	Annual Unlinked Passenger Trips	Directly Operated VOMS	Purchased Transportation VOMS	Annual Vehicle Revenue Miles	Annual Vehicle Revenue Hours
Demand Response	4,938	0	3	56,537	3,168
Total	4,938	0	3	56,537	3,168

Unlinked Passenger Trip per Vehicle Revenue Mile



Metrics

Mode	Service Efficiency		Service Effectiveness		
	OE per VRM	OE per VRH	UPT per VRM	UPT per VRH	OE per UPT
Demand Response	\$2.69	\$47.93	0.1	1.6	\$30.75
Total	\$2.69	\$47.93	0.1	1.6	\$30.75

2023 Annual Agency Profile - Goliad County (NTD ID 66281)

2023 Funding Breakdown

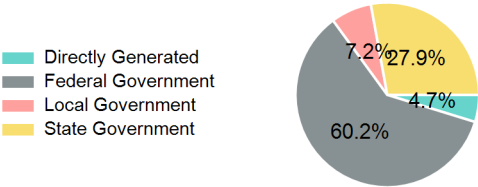
Summary of Operating Expenses (OE)

Sources of Operating Funds Expended

Operating Funding Sources

Mode	Operating Expenses	Fare Revenues
Demand Response	\$151,854	\$0
Total	\$151,854	\$0

Directly Generated	\$7,202
Federal Government	\$91,393
Local Government	\$10,910
State Government	\$42,349
Total Operating Funds Expended	\$151,854



Capital Funding Sources

Sources of Capital Funds Expended

Directly Generated	\$0
Federal Government	\$0
Local Government	\$0
State Government	\$0
Total Capital Funds Expended	\$0



2023 Asset Management

Transit Asset Management (TAM) Tier	Tier II	TAM Sponsor NTD ID	6R05
Metrics			

Mode	Average Fleet Age in Years
Demand Response	5.5