

2023 Annual Agency Profile - Friends of Elder Citizens, Inc. (NTD ID 66278)

Mailing Address: 705 COMMERCE ST
PALACIOS, TX

Website: <https://www.friendsofeldercitizens.org>

Service Consumed

Annual Unlinked Trips (UPT) 17,467

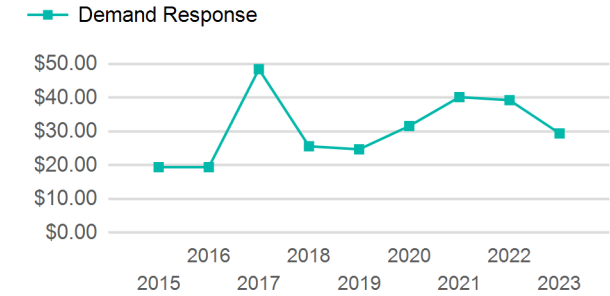
Service Supplied

Annual Vehicle Revenue Miles (VRM) 214,460

Annual Vehicle Revenue Hours (VRH) 13,333

Vehicles Operated in Maximum Service (VOMS) 6

Operating Expenses per Vehicle Revenue Mile



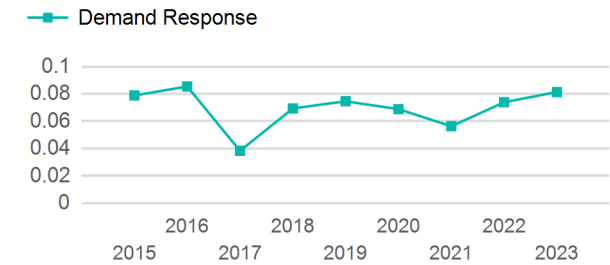
Assets

Revenue Vehicles 10
Service Vehicles
Facilities 3

Modal Characteristics

Mode	Annual Unlinked Passenger Trips	Directly Operated VOMS	Purchased Transportation VOMS	Annual Vehicle Revenue Miles	Annual Vehicle Revenue Hours
Demand Response	17,467	0	6	214,460	13,333
Total	17,467	0	6	214,460	13,333

Unlinked Passenger Trip per Vehicle Revenue Mile



Metrics

Mode	Service Efficiency		Service Effectiveness		
	OE per VRM	OE per VRH	UPT per VRM	UPT per VRH	OE per UPT
Demand Response	\$2.40	\$38.54	0.1	1.3	\$29.42
Total	\$2.40	\$38.54	0.1	1.3	\$29.42

2023 Annual Agency Profile - Friends of Elder Citizens, Inc. (NTD ID 66278)

2023 Funding Breakdown

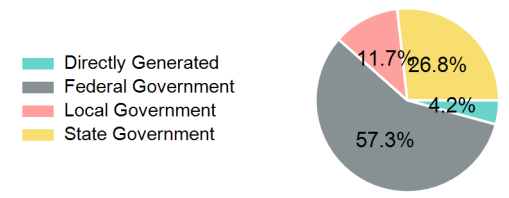
Summary of Operating Expenses (OE)

Mode	Operating Expenses	Fare Revenues
Demand Response	\$513,869	\$0
Total	\$513,869	\$0

Sources of Operating Funds Expended

Directly Generated	\$21,773
Federal Government	\$294,430
Local Government	\$60,160
State Government	\$137,506
Total Operating Funds Expended	\$513,869

Operating Funding Sources



Capital Funding Sources

Sources of Capital Funds Expended

Directly Generated	\$0
Federal Government	\$0
Local Government	\$0
State Government	\$0
Total Capital Funds Expended	\$0



2023 Asset Management

Transit Asset Management (TAM) Tier	Tier II	TAM Sponsor NTD ID	6R05
--	---------	---------------------------	------

Metrics

Mode	Average Fleet Age in Years
Demand Response	5.4