

2023 Annual Agency Profile - Madison Parish Policy Jury (NTD ID 66268)

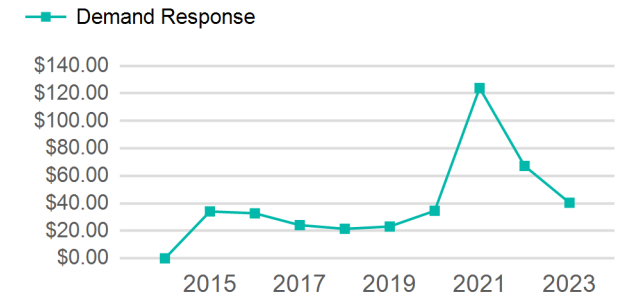
Mailing Address: 100 N CEDAR ST
Tallulah, LA

Website:

Service Consumed

Annual Unlinked Trips (UPT) 6,063

Operating Expenses per Vehicle Revenue Mile



Assets

Revenue Vehicles 6
Service Vehicles
Facilities

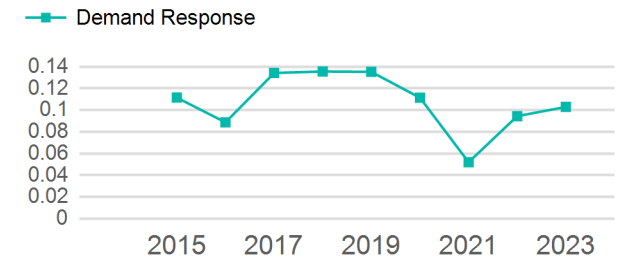
Service Supplied

Annual Vehicle Revenue Miles (VRM) 58,917
Annual Vehicle Revenue Hours (VRH) 6,186
Vehicles Operated in Maximum Service (VOMS) 6

Modal Characteristics

Mode	Annual Unlinked Passenger Trips	Directly Operated VOMS	Purchased Transportation VOMS	Annual Vehicle Revenue Miles	Annual Vehicle Revenue Hours
Demand Response	6,063	6	0	58,917	6,186
Total	6,063	6	0	58,917	6,186

Unlinked Passenger Trip per Vehicle Revenue Mile



Metrics

Mode	Service Efficiency		Service Effectiveness		
	OE per VRM	OE per VRH	UPT per VRM	UPT per VRH	OE per UPT
Demand Response	\$4.16	\$39.62	0.1	1.0	\$40.42
Total	\$4.16	\$39.62	0.1	1.0	\$40.42

2023 Annual Agency Profile - Madison Parish Policy Jury (NTD ID 66268)

2023 Funding Breakdown

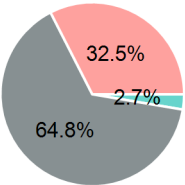
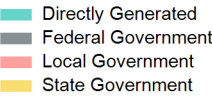
Summary of Operating Expenses (OE)

Sources of Operating Funds Expended

Operating Funding Sources

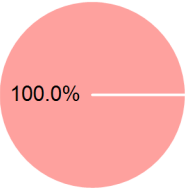
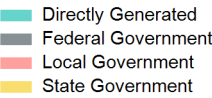
Mode	Operating Expenses	Fare Revenues
Demand Response	\$245,062	\$0
Total	\$245,062	\$0

Directly Generated	\$6,519
Federal Government	\$158,844
Local Government	\$79,699
State Government	\$0
Total Operating Funds Expended	\$245,062



Capital Funding Sources

Sources of Capital Funds Expended



Directly Generated	\$0
Federal Government	\$0
Local Government	\$19,511
State Government	\$0
Total Capital Funds Expended	\$19,511

2023 Asset Management

Transit Asset Management (TAM) Tier	Tier II	TAM Sponsor NTD ID	6R02
Metrics			
Mode	Average Fleet Age in Years		
Demand Response	7.8		