

2023 Annual Agency Profile - Ohkay Owingeh Pueblo (NTD ID 66188)

Mailing Address: 220 POPAY
OHKAY OWINGEH, NM

Website: <http://ohkay.org/popay-messenger/>

Geographic Coverage

Primary Urbanized/Rural Area New Mexico Non-UZA

Other Areas Served:

Assets

Revenue Vehicles 6

Service Vehicles

Facilities 1

Service Consumed

Annual Unlinked Trips (UPT) 7,754

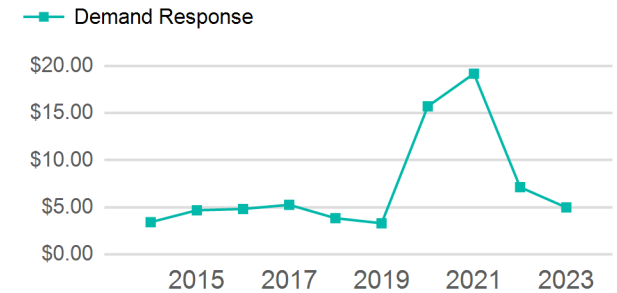
Service Supplied

Annual Vehicle Revenue Miles (VRM) 43,439

Annual Vehicle Revenue Hours (VRH) 5,760

Vehicles Operated in Maximum Service (VOMS) 6

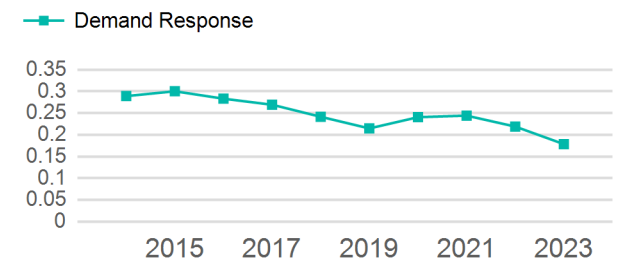
Operating Expenses per Vehicle Revenue Mile



Modal Characteristics

Mode	Annual Unlinked Passenger Trips	Directly Operated VOMS	Purchased Transportation VOMS	Annual Vehicle Revenue Miles	Annual Vehicle Revenue Hours
Demand Response	7,754	6	0	43,439	5,760
Total	7,754	6	0	43,439	5,760

Unlinked Passenger Trip per Vehicle Revenue Mile



Mode	Service Efficiency		Service Effectiveness		
	OE per VRM	OE per VRH	UPT per VRM	UPT per VRH	OE per UPT
Demand Response	\$4.98	\$37.57	0.2	1.3	\$27.91
Total	\$4.98	\$37.57	0.2	1.3	\$27.91

2023 Annual Agency Profile - Ohkay Owingeh Pueblo (NTD ID 66188)

2023 Funding Breakdown

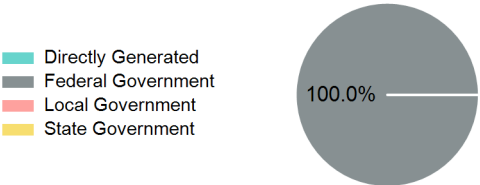
Summary of Operating Expenses (OE)

Sources of Operating Funds Expended

Operating Funding Sources

Mode	Operating Expenses	Fare Revenues
Demand Response	\$216,422	\$0
Total	\$216,422	\$0

Directly Generated	\$0
Federal Government	\$216,422
Local Government	\$0
State Government	\$0
Total Operating Funds Expended	\$216,422



Capital Funding Sources

Sources of Capital Funds Expended

Directly Generated	\$0
Federal Government	\$0
Local Government	\$0
State Government	\$0
Total Capital Funds Expended	\$0



2023 Asset Management

Transit Asset Management (TAM) Tier Tier II

TAM Sponsor NTD ID

Metrics

Mode	Average Fleet Age in Years
Demand Response	8.0