

2023 Annual Agency Profile - Ponca Tribe of Oklahoma (NTD ID 66146)

Mailing Address: 20 WHITE EAGLE DR
PONCA CITY, OK

Website: <https://www.ponca-nsn.gov/white-eagle-transit.html>

Geographic Coverage

Primary Urbanized/Rural Area Oklahoma Non-UZA

Other Areas Served:

Assets

Revenue Vehicles 6

Service Vehicles

Facilities 1

Service Consumed

Annual Unlinked Trips (UPT) 8,525

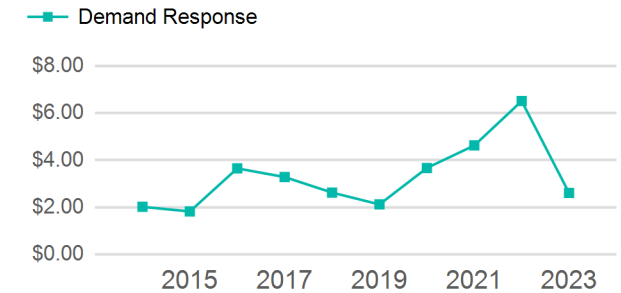
Service Supplied

Annual Vehicle Revenue Miles (VRM) 95,234

Annual Vehicle Revenue Hours (VRH) 2,524

Vehicles Operated in Maximum Service (VOMS) 6

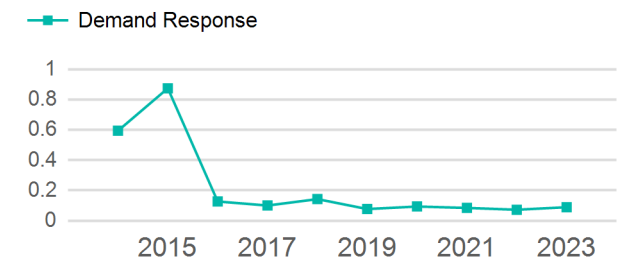
Operating Expenses per Vehicle Revenue Mile



Modal Characteristics

Mode	Annual Unlinked Passenger Trips	Directly Operated VOMS	Purchased Transportation VOMS	Annual Vehicle Revenue Miles	Annual Vehicle Revenue Hours
Demand Response	8,525	6	0	95,234	2,524
Total	8,525	6	0	95,234	2,524

Unlinked Passenger Trip per Vehicle Revenue Mile



Metrics

Mode	Service Efficiency		Service Effectiveness		
	OE per VRM	OE per VRH	UPT per VRM	UPT per VRH	OE per UPT
Demand Response	\$2.61	\$98.39	0.1	3.4	\$29.13
Total	\$2.61	\$98.39	0.1	3.4	\$29.13

2023 Annual Agency Profile - Ponca Tribe of Oklahoma (NTD ID 66146)

2023 Funding Breakdown

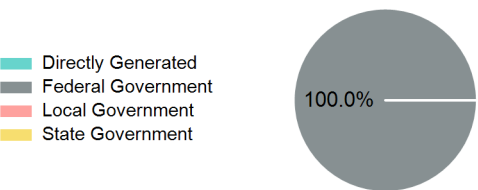
Summary of Operating Expenses (OE)

Sources of Operating Funds Expended

Operating Funding Sources

Mode	Operating Expenses	Fare Revenues
Demand Response	\$248,337	\$0
Total	\$248,337	\$0

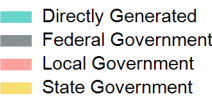
Directly Generated	\$0
Federal Government	\$248,337
Local Government	\$0
State Government	\$0
Total Operating Funds Expended	\$248,337



Capital Funding Sources

Sources of Capital Funds Expended

Directly Generated	\$0
Federal Government	\$0
Local Government	\$0
State Government	\$0
Total Capital Funds Expended	\$0



2023 Asset Management

Transit Asset Management (TAM) Tier Tier II

TAM Sponsor NTD ID

Metrics

Mode	Average Fleet Age in Years
Demand Response	6.8