

2023 Annual Agency Profile - Desoto Parish Police Jury (NTD ID 60261)

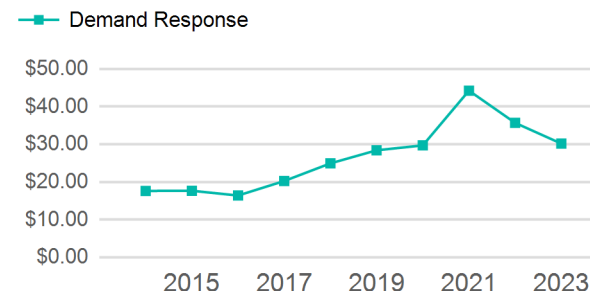
Mailing Address: 101 FRANKLIN ST
MANSFIELD, LA

Website: <http://www.desotocouncilonaging.com/Respite-Care-Senior-Services.html>

Service Consumed

Annual Unlinked Trips (UPT) 7,627

Operating Expenses per Vehicle Revenue Mile



Assets

Revenue Vehicles 6
Service Vehicles
Facilities

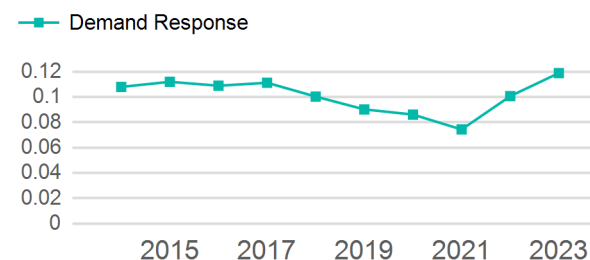
Service Supplied

Annual Vehicle Revenue Miles (VRM) 64,126
Annual Vehicle Revenue Hours (VRH) 5,355
Vehicles Operated in Maximum Service (VOMS) 6

Modal Characteristics

Mode	Annual Unlinked Passenger Trips	Directly Operated VOMS	Purchased Transportation VOMS	Annual Vehicle Revenue Miles	Annual Vehicle Revenue Hours
Demand Response	7,627	6	0	64,126	5,355
Total	7,627	6	0	64,126	5,355

Unlinked Passenger Trip per Vehicle Revenue Mile



Mode	Service Efficiency		Service Effectiveness		
	OE per VRM	OE per VRH	UPT per VRM	UPT per VRH	OE per UPT
Demand Response	\$3.59	\$43.00	0.1	1.4	\$30.19
Total	\$3.59	\$43.00	0.1	1.4	\$30.19

2023 Annual Agency Profile - Desoto Parish Police Jury (NTD ID 60261)

2023 Funding Breakdown

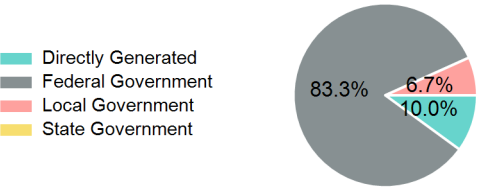
Summary of Operating Expenses (OE)

Sources of Operating Funds Expended

Operating Funding Sources

Mode	Operating Expenses	Fare Revenues
Demand Response	\$230,257	\$0
Total	\$230,257	\$0

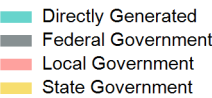
Directly Generated	\$23,089
Federal Government	\$191,692
Local Government	\$15,476
State Government	\$0
Total Operating Funds Expended	\$230,257



Capital Funding Sources

Sources of Capital Funds Expended

Directly Generated	\$0
Federal Government	\$0
Local Government	\$0
State Government	\$0
Total Capital Funds Expended	\$0



2023 Asset Management

Transit Asset Management (TAM) Tier	Tier II	TAM Sponsor NTD ID	6R02
Metrics			

Mode	Average Fleet Age in Years
Demand Response	7.8