

2023 Annual Agency Profile - Bienville Parish Police Jury (NTD ID 60251)

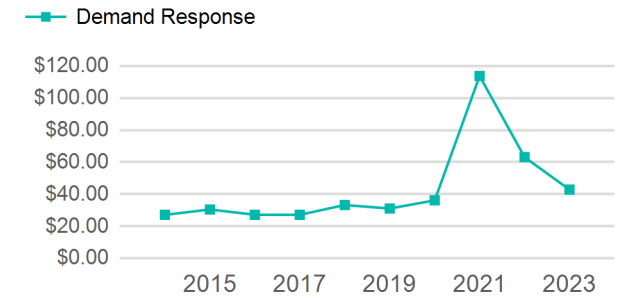
Mailing Address: 100 COURTHOUSE DR
ARCADIA, LA

Website:

Service Consumed

Annual Unlinked Trips (UPT) 10,522

Operating Expenses per Vehicle Revenue Mile



Assets

Revenue Vehicles 7
Service Vehicles
Facilities

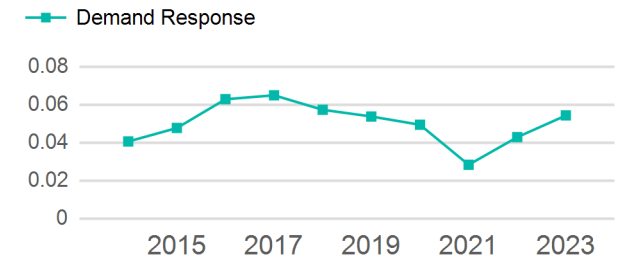
Service Supplied

Annual Vehicle Revenue Miles (VRM) 193,758
Annual Vehicle Revenue Hours (VRH) 11,432
Vehicles Operated in Maximum Service (VOMS) 7

Modal Characteristics

Mode	Annual Unlinked Passenger Trips	Directly Operated VOMS	Purchased Transportation VOMS	Annual Vehicle Revenue Miles	Annual Vehicle Revenue Hours
Demand Response	10,522	7	0	193,758	11,432
Total	10,522	7	0	193,758	11,432

Unlinked Passenger Trip per Vehicle Revenue Mile



Metrics

Mode	Service Efficiency		Service Effectiveness		
	OE per VRM	OE per VRH	UPT per VRM	UPT per VRH	OE per UPT
Demand Response	\$2.33	\$39.44	0.1	0.9	\$42.85
Total	\$2.33	\$39.44	0.1	0.9	\$42.85

2023 Annual Agency Profile - Bienville Parish Police Jury (NTD ID 60251)

2023 Funding Breakdown

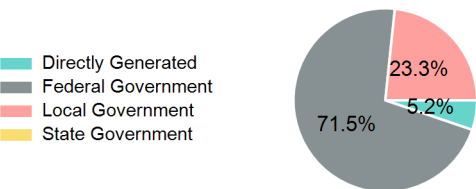
Summary of Operating Expenses (OE)

Sources of Operating Funds Expended

Operating Funding Sources

Mode	Operating Expenses	Fare Revenues
Demand Response	\$450,872	\$0
Total	\$450,872	\$0

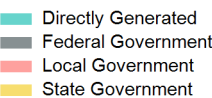
Directly Generated	\$23,467
Federal Government	\$322,172
Local Government	\$105,233
State Government	\$0
Total Operating Funds Expended	\$450,872



Capital Funding Sources

Sources of Capital Funds Expended

Directly Generated	\$0
Federal Government	\$0
Local Government	\$0
State Government	\$0
Total Capital Funds Expended	\$0



2023 Asset Management

Transit Asset Management (TAM) Tier	Tier II	TAM Sponsor NTD ID	6R02
Metrics			
Mode	Average Fleet Age in Years		
Demand Response	4.0		