

2023 Annual Agency Profile - Cameron Parish Police Jury (NTD ID 60235)

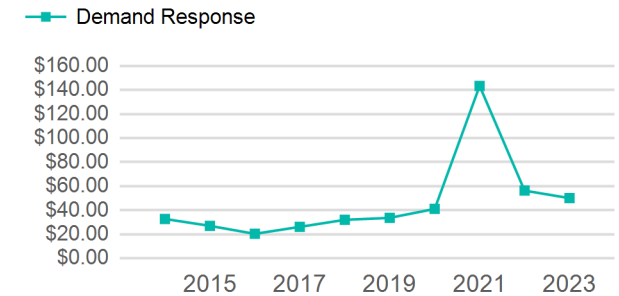
Mailing Address: 148 SMITH CIR
CAMERON, LA

Website: <https://cameroncoacaa.org/>

Service Consumed

Annual Unlinked Trips (UPT) 6,195

Operating Expenses per Vehicle Revenue Mile



Assets

Revenue Vehicles 8
Service Vehicles
Facilities

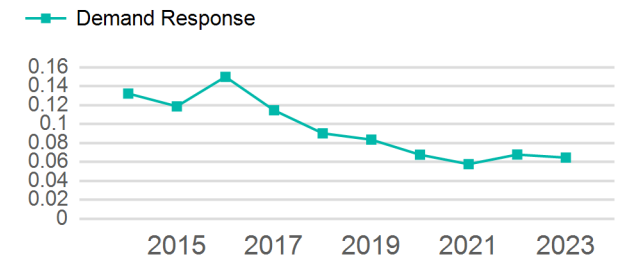
Service Supplied

Annual Vehicle Revenue Miles (VRM) 95,934
Annual Vehicle Revenue Hours (VRH) 6,664
Vehicles Operated in Maximum Service (VOMS) 8

Modal Characteristics

Mode	Annual Unlinked Passenger Trips	Directly Operated VOMS	Purchased Transportation VOMS	Annual Vehicle Revenue Miles	Annual Vehicle Revenue Hours
Demand Response	6,195	8	0	95,934	6,664
Total	6,195	8	0	95,934	6,664

Unlinked Passenger Trip per Vehicle Revenue Mile



Metrics

Mode	Service Efficiency		Service Effectiveness		
	OE per VRM	OE per VRH	UPT per VRM	UPT per VRH	OE per UPT
Demand Response	\$3.23	\$46.57	0.1	0.9	\$50.09
Total	\$3.23	\$46.57	0.1	0.9	\$50.09

2023 Annual Agency Profile - Cameron Parish Police Jury (NTD ID 60235)

2023 Funding Breakdown

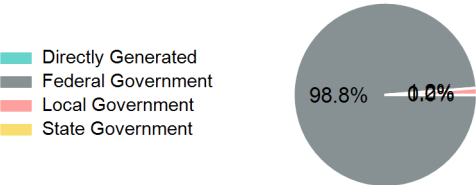
Summary of Operating Expenses (OE)

Sources of Operating Funds Expended

Operating Funding Sources

Mode	Operating Expenses	Fare Revenues
Demand Response	\$310,329	\$0
Total	\$310,329	\$0

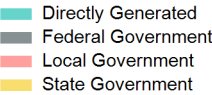
Directly Generated	\$83
Federal Government	\$306,501
Local Government	\$3,745
State Government	\$0
Total Operating Funds Expended	\$310,329



Capital Funding Sources

Sources of Capital Funds Expended

Directly Generated	\$0
Federal Government	\$0
Local Government	\$0
State Government	\$0
Total Capital Funds Expended	\$0



2023 Asset Management

Transit Asset Management (TAM) Tier	Tier II	TAM Sponsor NTD ID	6R02
Metrics			
Mode	Average Fleet Age in Years		
Demand Response	5.1		