

2023 Annual Agency Profile - Northern Oklahoma Development Authority (NTD ID 60226)

Mailing Address: 2901 N VAN BUREN ST
ENID, OK

Website: <http://www.nodanet.org>

Service Consumed

Annual Unlinked Trips (UPT) 46,158

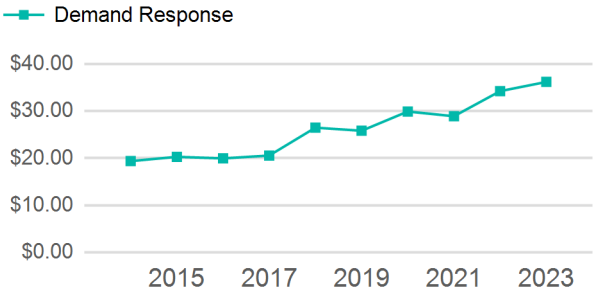
Assets

Revenue Vehicles 49
Service Vehicles
Facilities 1

Service Supplied

Annual Vehicle Revenue Miles (VRM) 654,601
Annual Vehicle Revenue Hours (VRH) 44,855
Vehicles Operated in Maximum Service (VOMS) 42

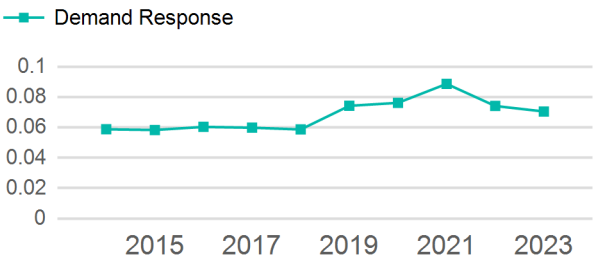
Operating Expenses per Vehicle Revenue Mile



Modal Characteristics

Mode	Annual Unlinked Passenger Trips	Directly Operated VOMS	Purchased Transportation VOMS	Annual Vehicle Revenue Miles	Annual Vehicle Revenue Hours
Demand Response	46,158	42	0	654,601	44,855
Total	46,158	42	0	654,601	44,855

Unlinked Passenger Trip per Vehicle Revenue Mile



Metrics

Mode	OE per VRM	OE per VRH	UPT per VRM	UPT per VRH	OE per UPT
Demand Response	\$2.55	\$37.22	0.1	1.0	\$36.17
Total	\$2.55	\$37.22	0.1	1.0	\$36.17

2023 Annual Agency Profile - Northern Oklahoma Development Authority (NTD ID 60226)

2023 Funding Breakdown

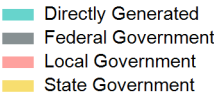
Summary of Operating Expenses (OE)

Mode	Operating Expenses	Fare Revenues
Demand Response	\$1,669,631	\$0
Total	\$1,669,631	\$0

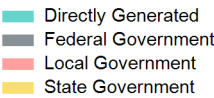
Sources of Operating Funds Expended

Directly Generated	\$94,749
Federal Government	\$1,229,953
Local Government	\$12,725
State Government	\$332,204
Total Operating Funds Expended	\$1,669,631

Operating Funding Sources



Capital Funding Sources



Sources of Capital Funds Expended

Directly Generated	\$0
Federal Government	\$260,797
Local Government	\$46,023
State Government	\$0
Total Capital Funds Expended	\$306,820

2023 Asset Management

Transit Asset Management (TAM) Tier	Tier II	TAM Sponsor NTD ID	6R04
Metrics			
Mode	Average Fleet Age in Years		
Demand Response	5.8		