

# 2023 Annual Agency Profile - Crowley's Ridge Development Council, Inc. (NTD ID 60204)

Mailing Address: 2401 FOX MEADOW LN  
Jonesboro, AR

Website: <https://crdcnea.org/services-programs/north-east-arkansas-transit-neat>

## Service Consumed

Annual Unlinked Trips (UPT) 3,031

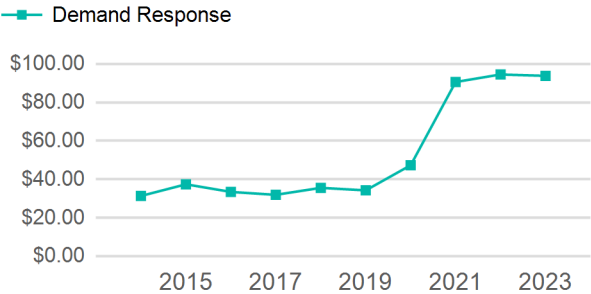
## Assets

Revenue Vehicles 7  
Service Vehicles  
Facilities

## Service Supplied

Annual Vehicle Revenue Miles (VRM) 129,185  
Annual Vehicle Revenue Hours (VRH) 5,988  
Vehicles Operated in Maximum Service (VOMS) 10

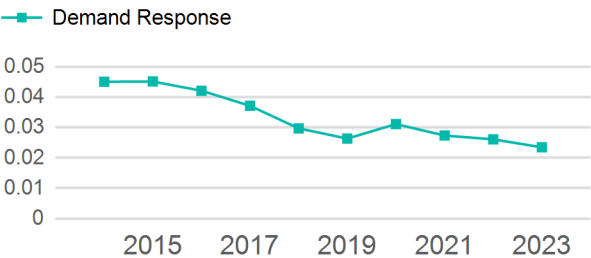
## Operating Expenses per Vehicle Revenue Mile



## Modal Characteristics

Mode	Annual Unlinked Passenger Trips	Directly Operated VOMS	Purchased Transportation VOMS	Annual Vehicle Revenue Miles	Annual Vehicle Revenue Hours
Demand Response	3,031	10	0	129,185	5,988
Total	3,031	10	0	129,185	5,988

## Unlinked Passenger Trip per Vehicle Revenue Mile



## Metrics

Mode	OE per VRM	OE per VRH	UPT per VRM	UPT per VRH	OE per UPT
Demand Response	\$2.20	\$47.47	0.0	0.5	\$93.78
Total	\$2.20	\$47.47	0.0	0.5	\$93.78

2023 Annual Agency Profile - Crowley's Ridge Development Council, Inc. (NTD ID 60204)

2023 Funding Breakdown

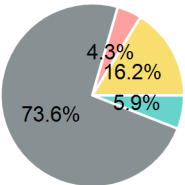
Summary of Operating Expenses (OE)

Mode	Operating Expenses	Fare Revenues
Demand Response	\$284,250	\$0
Total	\$284,250	\$0

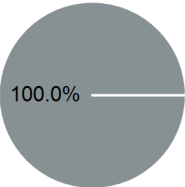
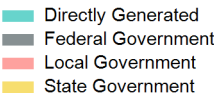
Sources of Operating Funds Expended

Directly Generated	\$16,853
Federal Government	\$209,108
Local Government	\$12,289
State Government	\$46,000
Total Operating Funds Expended	\$284,250

Operating Funding Sources



Capital Funding Sources



Sources of Capital Funds Expended

Directly Generated	\$0
Federal Government	\$51,701
Local Government	\$0
State Government	\$0
Total Capital Funds Expended	\$51,701

2023 Asset Management

Transit Asset Management (TAM) Tier	Tier II	TAM Sponsor NTD ID	6R01
Metrics			
Mode		Average Fleet Age in Years	
Demand Response		5.4	