

# 2023 Annual Agency Profile - Tangipahoa Voluntary Council on Aging (NTD ID 60196)

**Mailing Address:** 106 N BAY ST  
AMITE, LA

**Website:** <https://www.tangicoa.com/transportations>

## Geographic Coverage

**Primary Urbanized/Rural Area** Hammond, LA  
**Service Area Population** 135,217  
**Service Area Sq. Miles** 791  
**Other Areas Served:** Louisiana Non-UZA

## Assets

**Revenue Vehicles** 14  
**Service Vehicles**  
**Facilities**

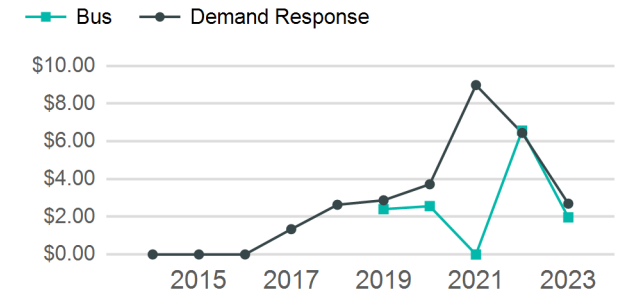
## Service Consumed

**Annual Unlinked Trips (UPT)** 25,121

## Service Supplied

**Annual Vehicle Revenue Miles (VRM)** 223,532  
**Annual Vehicle Revenue Hours (VRH)** 11,486  
**Vehicles Operated in Maximum Service (VOMS)** 14

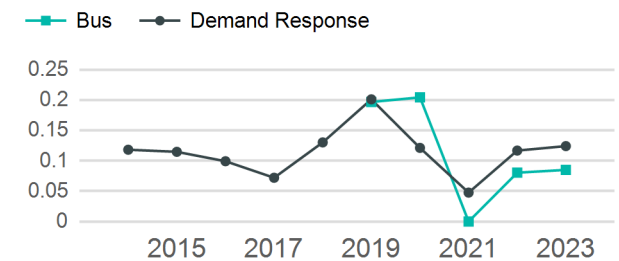
## Operating Expenses per Vehicle Revenue Mile



## Modal Characteristics

Mode	Annual Unlinked Passenger Trips	Directly Operated VOMS	Purchased Transportation VOMS	Annual Vehicle Revenue Miles	Annual Vehicle Revenue Hours
Bus	5,775	3	0	67,837	4,271
Demand Response	19,346	11	0	155,695	7,215
<b>Total</b>	<b>25,121</b>	<b>14</b>	<b>0</b>	<b>223,532</b>	<b>11,486</b>

## Unlinked Passenger Trip per Vehicle Revenue Mile



## Metrics

Mode	Service Efficiency		Service Effectiveness		
	OE per VRM	OE per VRH	UPT per VRM	UPT per VRH	OE per UPT
Bus	\$1.97	\$31.22	0.1	1.4	\$23.09
Demand Response	\$2.69	\$58.13	0.1	2.7	\$21.68
<b>Total</b>	<b>\$2.47</b>	<b>\$48.13</b>	<b>0.1</b>	<b>2.2</b>	<b>\$22.00</b>

2023 Annual Agency Profile - Tangipahoa Voluntary Council on Aging (NTD ID 60196)

2023 Funding Breakdown

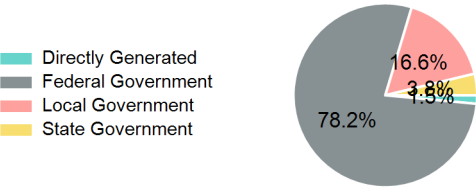
Summary of Operating Expenses (OE)

Sources of Operating Funds Expended

Operating Funding Sources

Mode	Operating Expenses	Fare Revenues
Bus	\$133,355	\$0
Demand Response	\$419,427	\$0
Total	\$552,782	\$0

Directly Generated	\$8,181
Federal Government	\$432,129
Local Government	\$91,597
State Government	\$20,875
Total Operating Funds Expended	\$552,782



Capital Funding Sources

Sources of Capital Funds Expended

Directly Generated	\$0
Federal Government	\$0
Local Government	\$0
State Government	\$0
Total Capital Funds Expended	\$0



2023 Asset Management

Transit Asset Management (TAM) Tier Tier II

TAM Sponsor NTD ID

Metrics

Mode	Average Fleet Age in Years
Bus	4.7
Demand Response	4.3