

2023 Annual Agency Profile - City of Ville Platte Evangeline Parish (NTD ID 60169)

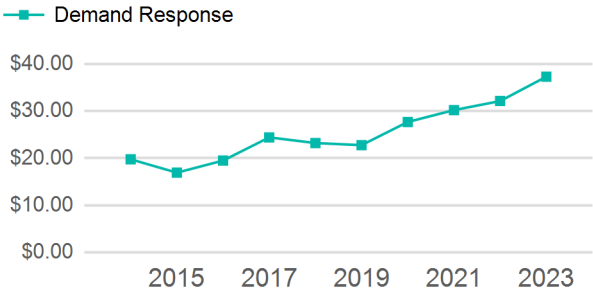
Mailing Address: 126 E MAIN ST  
VILLE PLATTE, LA

Website: <https://evangelinecouncilonaging.com/>

Service Consumed

Annual Unlinked Trips (UPT) 10,770

Operating Expenses per Vehicle Revenue Mile



Assets

Service Supplied

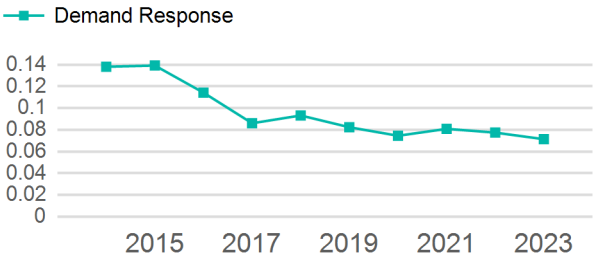
Revenue Vehicles 8  
Service Vehicles  
Facilities 1

Annual Vehicle Revenue Miles (VRM) 150,978  
Annual Vehicle Revenue Hours (VRH) 7,960  
Vehicles Operated in Maximum Service (VOMS) 8

Modal Characteristics

Mode	Annual Unlinked Passenger Trips	Directly Operated VOMS	Purchased Transportation VOMS	Annual Vehicle Revenue Miles	Annual Vehicle Revenue Hours
Demand Response	10,770	8	0	150,978	7,960
Total	10,770	8	0	150,978	7,960

Unlinked Passenger Trip per Vehicle Revenue Mile



Metrics

Mode	OE per VRM	OE per VRH	UPT per VRM	UPT per VRH	OE per UPT
Demand Response	\$2.66	\$50.45	0.1	1.4	\$37.29
Total	\$2.66	\$50.45	0.1	1.4	\$37.29

2023 Annual Agency Profile - City of Ville Platte Evangeline Parish (NTD ID 60169)

2023 Funding Breakdown

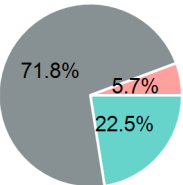
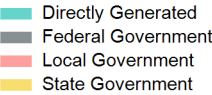
Summary of Operating Expenses (OE)

Mode	Operating Expenses	Fare Revenues
Demand Response	\$401,571	\$0
Total	\$401,571	\$0

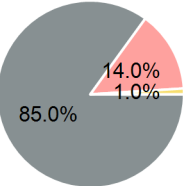
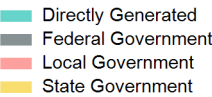
Sources of Operating Funds Expended

Directly Generated	\$90,388
Federal Government	\$288,357
Local Government	\$22,826
State Government	\$0
Total Operating Funds Expended	\$401,571

Operating Funding Sources



Capital Funding Sources



Sources of Capital Funds Expended

Directly Generated	\$0
Federal Government	\$122,766
Local Government	\$20,220
State Government	\$1,444
Total Capital Funds Expended	\$144,430

2023 Asset Management

Transit Asset Management (TAM) Tier	Tier II	TAM Sponsor NTD ID	6R02
Metrics			
Mode	Average Fleet Age in Years		
Demand Response	3.3		