

# 2023 Annual Agency Profile - Washington Parish Government (NTD ID 60168)

Mailing Address:

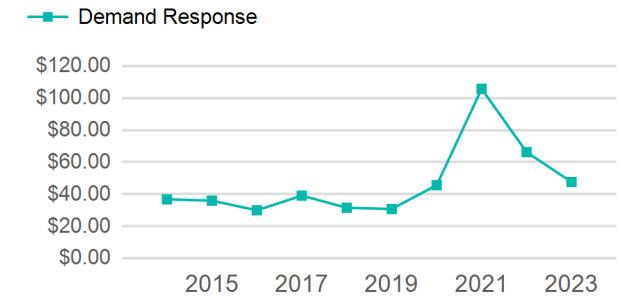
, LA

Website: <https://washingtoncoa.org/transportation.html>

## Service Consumed

Annual Unlinked Trips (UPT) 11,189

## Operating Expenses per Vehicle Revenue Mile



## Assets

Revenue Vehicles 8  
Service Vehicles  
Facilities

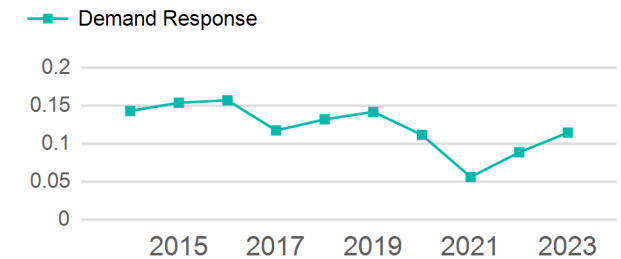
## Service Supplied

Annual Vehicle Revenue Miles (VRM) 97,705  
Annual Vehicle Revenue Hours (VRH) 6,072  
Vehicles Operated in Maximum Service (VOMS) 8

## Modal Characteristics

Mode	Annual Unlinked Passenger Trips	Directly Operated VOMS	Purchased Transportation VOMS	Annual Vehicle Revenue Miles	Annual Vehicle Revenue Hours
Demand Response	11,189	8	0	97,705	6,072
<b>Total</b>	<b>11,189</b>	<b>8</b>	<b>0</b>	<b>97,705</b>	<b>6,072</b>

## Unlinked Passenger Trip per Vehicle Revenue Mile



## Metrics

Mode	Service Efficiency		Service Effectiveness		
	OE per VRM	OE per VRH	UPT per VRM	UPT per VRH	OE per UPT
Demand Response	\$5.45	\$87.70	0.1	1.8	\$47.59
<b>Total</b>	<b>\$5.45</b>	<b>\$87.70</b>	<b>0.1</b>	<b>1.8</b>	<b>\$47.59</b>

2023 Annual Agency Profile - Washington Parish Government (NTD ID 60168)

2023 Funding Breakdown

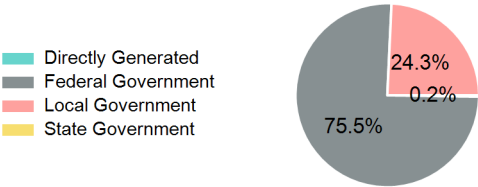
Summary of Operating Expenses (OE)

Sources of Operating Funds Expended

Operating Funding Sources

Mode	Operating Expenses	Fare Revenues
Demand Response	\$532,493	\$0
Total	\$532,493	\$0

Directly Generated	\$1,282
Federal Government	\$402,019
Local Government	\$129,192
State Government	\$0
Total Operating Funds Expended	\$532,493



Capital Funding Sources

Sources of Capital Funds Expended

Directly Generated	\$0
Federal Government	\$0
Local Government	\$0
State Government	\$0
Total Capital Funds Expended	\$0



2023 Asset Management

Transit Asset Management (TAM) Tier	Tier II	TAM Sponsor NTD ID	6R02
Metrics			

Mode	Average Fleet Age in Years
Demand Response	6.8