

# 2023 Annual Agency Profile - City of Roswell (NTD ID 60167)

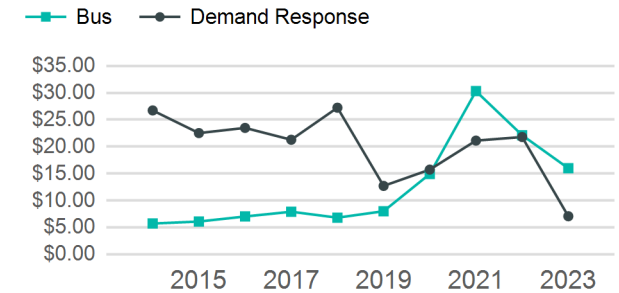
**Mailing Address:** 425 N RICHARDSON AVE  
ROSWELL, NM

**Website:** <https://roswell-nm.gov/287/Roswell-Transit>

## Service Consumed

**Annual Unlinked Trips (UPT)** 109,498

## Operating Expenses per Vehicle Revenue Mile



## Assets

**Revenue Vehicles** 12  
**Service Vehicles**  
**Facilities** 1

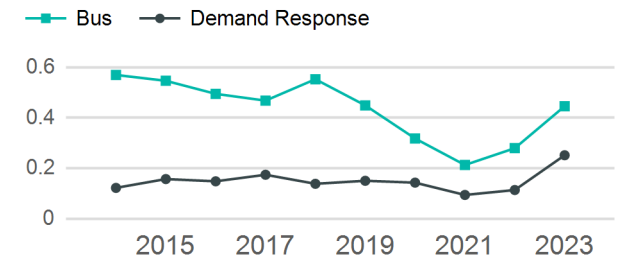
## Service Supplied

**Annual Vehicle Revenue Miles (VRM)** 308,031  
**Annual Vehicle Revenue Hours (VRH)** 25,723  
**Vehicles Operated in Maximum Service (VOMS)** 7

## Modal Characteristics

Mode	Annual Unlinked Passenger Trips	Directly Operated VOMS	Purchased Transportation VOMS	Annual Vehicle Revenue Miles	Annual Vehicle Revenue Hours
Bus	73,456	3	0	164,762	14,962
Demand Response	36,042	4	0	143,269	10,761
<b>Total</b>	<b>109,498</b>	<b>7</b>	<b>0</b>	<b>308,031</b>	<b>25,723</b>

## Unlinked Passenger Trip per Vehicle Revenue Mile



## Metrics

Mode	Service Efficiency		Service Effectiveness		
	OE per VRM	OE per VRH	UPT per VRM	UPT per VRH	OE per UPT
Bus	\$7.13	\$78.54	0.4	4.9	\$16.00
Demand Response	\$1.78	\$23.76	0.3	3.3	\$7.09
<b>Total</b>	<b>\$4.64</b>	<b>\$55.62</b>	<b>0.4</b>	<b>4.3</b>	<b>\$13.07</b>

2023 Annual Agency Profile - City of Roswell (NTD ID 60167)

2023 Funding Breakdown

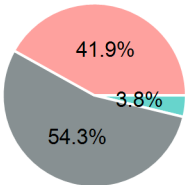
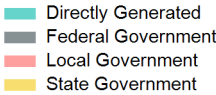
Summary of Operating Expenses (OE)

Mode	Operating Expenses	Fare Revenues
Bus	\$1,175,064	\$0
Demand Response	\$255,634	\$0
Total	\$1,430,698	\$0

Sources of Operating Funds Expended

Directly Generated	\$54,073
Federal Government	\$776,752
Local Government	\$599,873
State Government	\$0
Total Operating Funds Expended	\$1,430,698

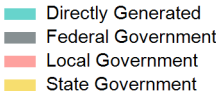
Operating Funding Sources



Capital Funding Sources

Sources of Capital Funds Expended

Directly Generated	\$0
Federal Government	\$0
Local Government	\$0
State Government	\$0
Total Capital Funds Expended	\$0



2023 Asset Management

Transit Asset Management (TAM) Tier	Tier II	TAM Sponsor NTD ID	6R03
-------------------------------------	---------	--------------------	------

Metrics

Mode	Average Fleet Age in Years
Bus	7.0
Demand Response	10.0