

2023 Annual Agency Profile - City of Socorro (NTD ID 60157)

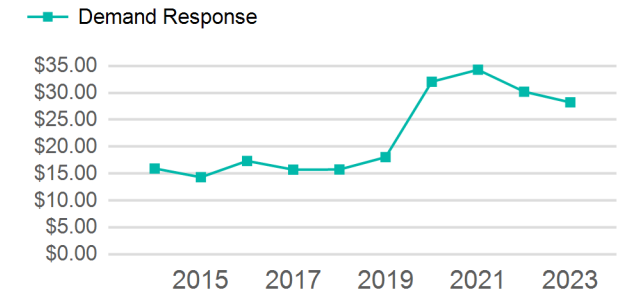
Mailing Address: 111 SCHOOL OF MINES RD
SOCORRO, NM

Website: <https://www.socorronm.gov/city-services/transportation/>

Service Consumed

Annual Unlinked Trips (UPT) 9,150

Operating Expenses per Vehicle Revenue Mile



Assets

Revenue Vehicles 9
Service Vehicles
Facilities 1

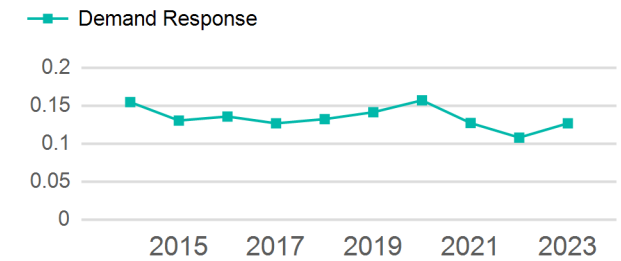
Service Supplied

Annual Vehicle Revenue Miles (VRM) 72,198
Annual Vehicle Revenue Hours (VRH) 3,884
Vehicles Operated in Maximum Service (VOMS) 3

Modal Characteristics

Mode	Annual Unlinked Passenger Trips	Directly Operated VOMS	Purchased Transportation VOMS	Annual Vehicle Revenue Miles	Annual Vehicle Revenue Hours
Demand Response	9,150	3	0	72,198	3,884
Total	9,150	3	0	72,198	3,884

Unlinked Passenger Trip per Vehicle Revenue Mile



Metrics

Mode	Service Efficiency		Service Effectiveness		
	OE per VRM	OE per VRH	UPT per VRM	UPT per VRH	OE per UPT
Demand Response	\$3.58	\$66.50	0.1	2.4	\$28.23
Total	\$3.58	\$66.50	0.1	2.4	\$28.23

2023 Annual Agency Profile - City of Socorro (NTD ID 60157)

2023 Funding Breakdown

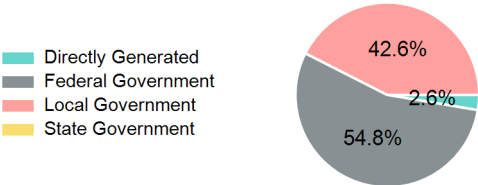
Summary of Operating Expenses (OE)

Sources of Operating Funds Expended

Operating Funding Sources

Mode	Operating Expenses	Fare Revenues
Demand Response	\$258,287	\$0
Total	\$258,287	\$0

Directly Generated	\$6,831
Federal Government	\$141,525
Local Government	\$109,931
State Government	\$0
Total Operating Funds Expended	\$258,287



Capital Funding Sources

Sources of Capital Funds Expended

Directly Generated	\$0
Federal Government	\$0
Local Government	\$0
State Government	\$0
Total Capital Funds Expended	\$0



2023 Asset Management

Transit Asset Management (TAM) Tier	Tier II	TAM Sponsor NTD ID	6R03
Metrics			

Mode	Average Fleet Age in Years
Demand Response	8.8