

# 2023 Annual Agency Profile - Kleberg County (NTD ID 60147)

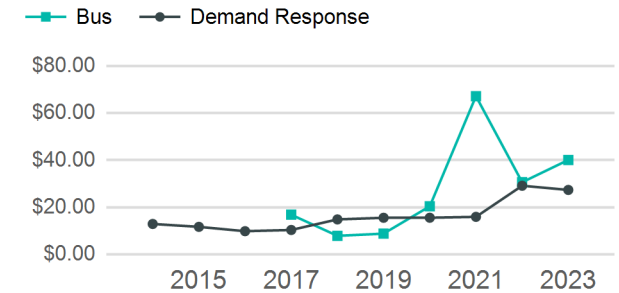
**Mailing Address:** 1109 E SANTA GERTRUDIS  
KINGSVILLE, TX

**Website:** <https://www.co.kleberg.tx.us/page/kleberg.HR>

## Service Consumed

Annual Unlinked Trips (UPT) 30,445

## Operating Expenses per Vehicle Revenue Mile



## Assets

Revenue Vehicles	29
Service Vehicles	1
Facilities	2

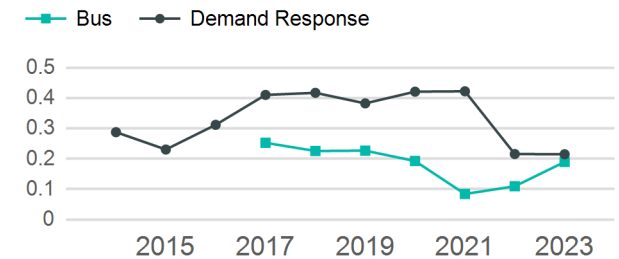
## Service Supplied

Annual Vehicle Revenue Miles (VRM)	144,397
Annual Vehicle Revenue Hours (VRH)	9,593
Vehicles Operated in Maximum Service (VOMS)	18

## Modal Characteristics

Mode	Annual Unlinked Passenger Trips	Directly Operated VOMS	Purchased Transportation VOMS	Annual Vehicle Revenue Miles	Annual Vehicle Revenue Hours
Demand Response	25,813	17	0	119,986	7,150
Bus	4,632	1	0	24,411	2,443
<b>Total</b>	<b>30,445</b>	<b>18</b>	<b>0</b>	<b>144,397</b>	<b>9,593</b>

## Unlinked Passenger Trip per Vehicle Revenue Mile



## Metrics

Mode	Service Efficiency		Service Effectiveness		
	OE per VRM	OE per VRH	UPT per VRM	UPT per VRH	OE per UPT
Demand Response	\$5.89	\$98.85	0.2	3.6	\$27.38
Bus	\$7.61	\$76.01	0.2	1.9	\$40.09
<b>Total</b>	<b>\$6.18</b>	<b>\$93.03</b>	<b>0.2</b>	<b>3.2</b>	<b>\$29.31</b>

2023 Annual Agency Profile - Kleberg County (NTD ID 60147)

2023 Funding Breakdown

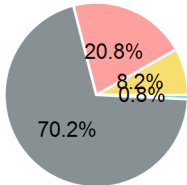
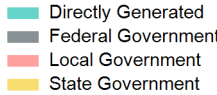
Summary of Operating Expenses (OE)

Mode	Operating Expenses	Fare Revenues
Demand Response	\$706,783	\$0
Bus	\$185,692	\$0
Total	\$892,475	\$0

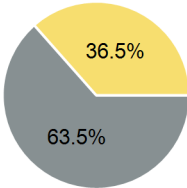
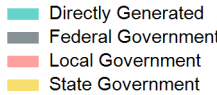
Sources of Operating Funds Expended

Directly Generated	\$6,751
Federal Government	\$626,776
Local Government	\$185,692
State Government	\$73,256
Total Operating Funds Expended	\$892,475

Operating Funding Sources



Capital Funding Sources



Sources of Capital Funds Expended

Directly Generated	\$0
Federal Government	\$154,823
Local Government	\$0
State Government	\$89,098
Total Capital Funds Expended	\$243,921

2023 Asset Management

Transit Asset Management (TAM) Tier	Tier II	TAM Sponsor NTD ID	6R05
-------------------------------------	---------	--------------------	------

Metrics

Mode	Average Fleet Age in Years
Demand Response	4.6
Bus	10.4