

# 2023 Annual Agency Profile - United Community Action Program, Inc. (NTD ID 60146)

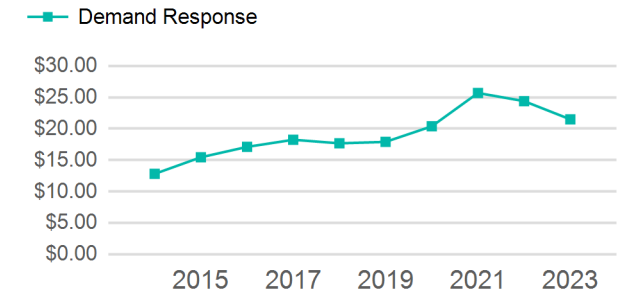
**Mailing Address:** 501 6TH ST  
Pawnee, OK

**Website:** <http://www.ucapinc.org>

## Service Consumed

Annual Unlinked Trips (UPT) 107,830

## Operating Expenses per Vehicle Revenue Mile



## Assets

Revenue Vehicles 66  
Service Vehicles  
Facilities

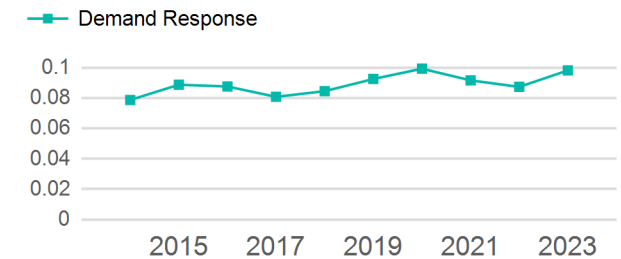
## Service Supplied

Annual Vehicle Revenue Miles (VRM) 1,097,899  
Annual Vehicle Revenue Hours (VRH) 87,165  
Vehicles Operated in Maximum Service (VOMS) 58

## Modal Characteristics

Mode	Annual Unlinked Passenger Trips	Directly Operated VOMS	Purchased Transportation VOMS	Annual Vehicle Revenue Miles	Annual Vehicle Revenue Hours
Demand Response	107,830	58	0	1,097,899	87,165
<b>Total</b>	<b>107,830</b>	<b>58</b>	<b>0</b>	<b>1,097,899</b>	<b>87,165</b>

## Unlinked Passenger Trip per Vehicle Revenue Mile



## Metrics

Mode	Service Efficiency		Service Effectiveness		
	OE per VRM	OE per VRH	UPT per VRM	UPT per VRH	OE per UPT
Demand Response	\$2.11	\$26.59	0.1	1.2	\$21.50
<b>Total</b>	<b>\$2.11</b>	<b>\$26.59</b>	<b>0.1</b>	<b>1.2</b>	<b>\$21.50</b>

2023 Annual Agency Profile - United Community Action Program, Inc. (NTD ID 60146)

2023 Funding Breakdown

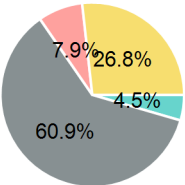
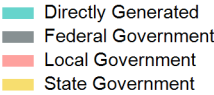
Summary of Operating Expenses (OE)

Mode	Operating Expenses	Fare Revenues
Demand Response	\$2,317,920	\$0
Total	\$2,317,920	\$0

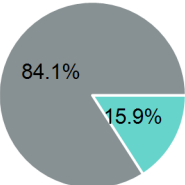
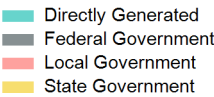
Sources of Operating Funds Expended

Directly Generated	\$103,491
Federal Government	\$1,411,175
Local Government	\$182,570
State Government	\$620,684
Total Operating Funds Expended	\$2,317,920

Operating Funding Sources



Capital Funding Sources



Sources of Capital Funds Expended

Directly Generated	\$26,171
Federal Government	\$138,335
Local Government	\$0
State Government	\$0
Total Capital Funds Expended	\$164,506

2023 Asset Management

Transit Asset Management (TAM) Tier	Tier II	TAM Sponsor NTD ID	6R04
Metrics			
Mode	Average Fleet Age in Years		
Demand Response	4.7		