

2023 Annual Agency Profile - Chickasaw Nation (NTD ID 60002)

Mailing Address: 520 ARLINGTON ST
ADA, OK

Website: <http://www.chickasaw.net/>

Geographic Coverage

Primary Urbanized/Rural Area Oklahoma Non-UZA

Other Areas Served:

Assets

Revenue Vehicles 51
Service Vehicles 2
Facilities 4

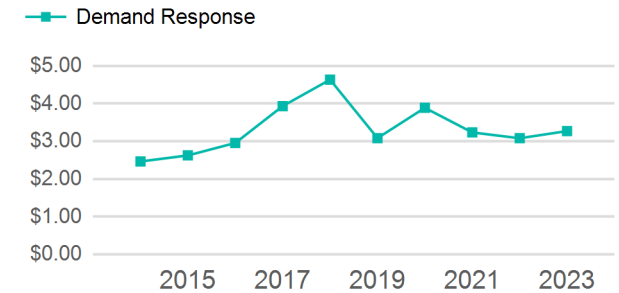
Service Consumed

Annual Unlinked Trips (UPT) 25,095

Service Supplied

Annual Vehicle Revenue Miles (VRM) 630,813
Annual Vehicle Revenue Hours (VRH) 29,682
Vehicles Operated in Maximum Service (VOMS) 39

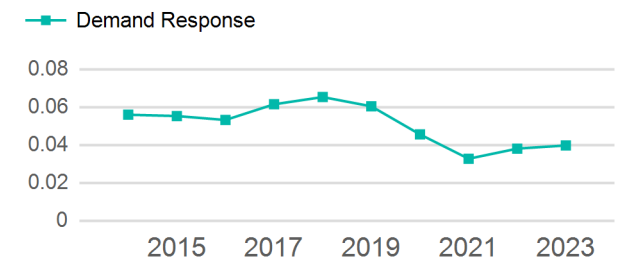
Operating Expenses per Vehicle Revenue Mile



Modal Characteristics

Mode	Annual Unlinked Passenger Trips	Directly Operated VOMS	Purchased Transportation VOMS	Annual Vehicle Revenue Miles	Annual Vehicle Revenue Hours
Demand Response	25,095	39	0	630,813	29,682
Total	25,095	39	0	630,813	29,682

Unlinked Passenger Trip per Vehicle Revenue Mile



Metrics

Mode	Service Efficiency		Service Effectiveness		
	OE per VRM	OE per VRH	UPT per VRM	UPT per VRH	OE per UPT
Demand Response	\$3.27	\$69.53	0.0	0.8	\$82.24
Total	\$3.27	\$69.53	0.0	0.8	\$82.24

2023 Annual Agency Profile - Chickasaw Nation (NTD ID 60002)

2023 Funding Breakdown

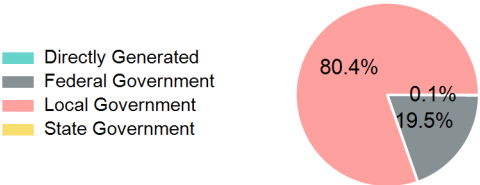
Summary of Operating Expenses (OE)

Sources of Operating Funds Expended

Operating Funding Sources

Mode	Operating Expenses	Fare Revenues
Demand Response	\$2,063,788	\$0
Total	\$2,063,788	\$0

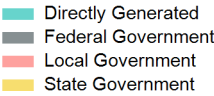
Directly Generated	\$2,612
Federal Government	\$547,000
Local Government	\$2,254,685
State Government	\$0
Total Operating Funds Expended	\$2,804,297



Capital Funding Sources

Sources of Capital Funds Expended

Directly Generated	\$0
Federal Government	\$0
Local Government	\$0
State Government	\$0
Total Capital Funds Expended	\$0



2023 Asset Management

Transit Asset Management (TAM) Tier Tier II

TAM Sponsor NTD ID

Metrics

Mode	Average Fleet Age in Years
Demand Response	3.4