

# 2023 Annual Agency Profile - FRS Transportation, Inc (NTD ID 55474)

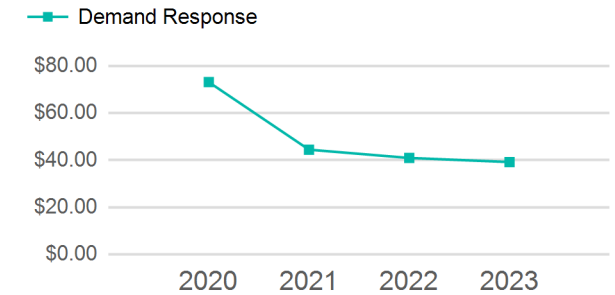
**Mailing Address:** 313 CHILLICOTHE AVE  
HILLSBORO, OH

**Website:** <https://www.frstransportation.org/>

## Service Consumed

Annual Unlinked Trips (UPT) 127,783

## Operating Expenses per Vehicle Revenue Mile



## Assets

Revenue Vehicles 49  
Service Vehicles 3  
Facilities

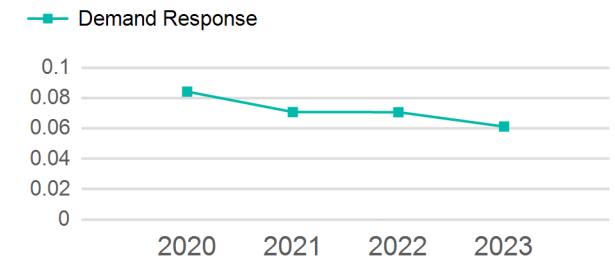
## Service Supplied

Annual Vehicle Revenue Miles (VRM) 2,086,804  
Annual Vehicle Revenue Hours (VRH) 87,851  
Vehicles Operated in Maximum Service (VOMS) 49

## Modal Characteristics

Mode	Annual Unlinked Passenger Trips	Directly Operated VOMS	Purchased Transportation VOMS	Annual Vehicle Revenue Miles	Annual Vehicle Revenue Hours
Demand Response	127,783	49	0	2,086,804	87,851
<b>Total</b>	<b>127,783</b>	<b>49</b>	<b>0</b>	<b>2,086,804</b>	<b>87,851</b>

## Unlinked Passenger Trip per Vehicle Revenue Mile



## Metrics

Mode	Service Efficiency		Service Effectiveness		
	OE per VRM	OE per VRH	UPT per VRM	UPT per VRH	OE per UPT
Demand Response	\$2.40	\$57.02	0.1	1.5	\$39.20
<b>Total</b>	<b>\$2.40</b>	<b>\$57.02</b>	<b>0.1</b>	<b>1.5</b>	<b>\$39.20</b>

2023 Annual Agency Profile - FRS Transportation, Inc (NTD ID 55474)

2023 Funding Breakdown

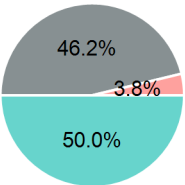
Summary of Operating Expenses (OE)

Sources of Operating Funds Expended

Operating Funding Sources

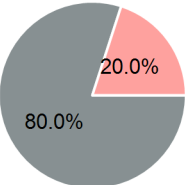
Mode	Operating Expenses	Fare Revenues
Demand Response	\$5,008,877	\$0
Total	\$5,008,877	\$0

Directly Generated	\$2,504,749
Federal Government	\$2,315,256
Local Government	\$188,872
State Government	\$0
Total Operating Funds Expended	\$5,008,877



Capital Funding Sources

Sources of Capital Funds Expended



Directly Generated	\$0
Federal Government	\$459,198
Local Government	\$114,808
State Government	\$0
Total Capital Funds Expended	\$574,006

2023 Asset Management

Transit Asset Management (TAM) Tier	Tier II	TAM Sponsor NTD ID	5R05
Metrics			

Mode	Average Fleet Age in Years
Demand Response	2.9