

2023 Annual Agency Profile - Coshocton County Coordinated Transportation Agency (NTD ID 55469)

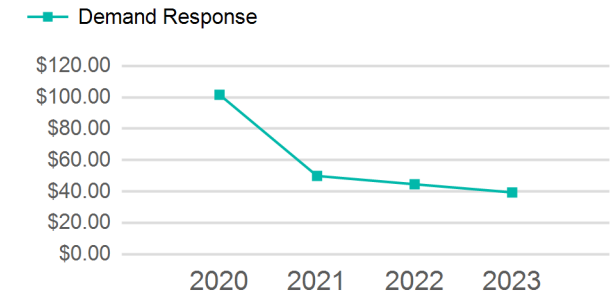
Mailing Address: 401 1/2 MAIN ST
COSHOCKTON, OH

Website: <https://www.coshoctoncounty.net/transportation/>

Service Consumed

Annual Unlinked Trips (UPT) 25,170

Operating Expenses per Vehicle Revenue Mile



Assets

Revenue Vehicles 10
Service Vehicles
Facilities

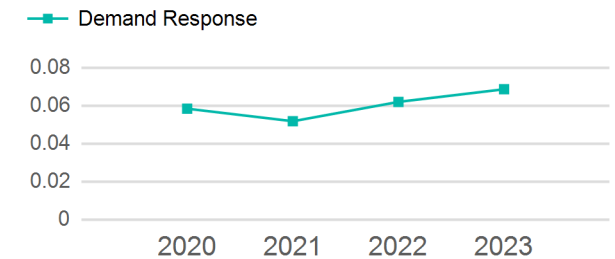
Service Supplied

Annual Vehicle Revenue Miles (VRM) 366,594
Annual Vehicle Revenue Hours (VRH) 18,940
Vehicles Operated in Maximum Service (VOMS) 10

Modal Characteristics

Mode	Annual Unlinked Passenger Trips	Directly Operated VOMS	Purchased Transportation VOMS	Annual Vehicle Revenue Miles	Annual Vehicle Revenue Hours
Demand Response	25,170	10	0	366,594	18,940
Total	25,170	10	0	366,594	18,940

Unlinked Passenger Trip per Vehicle Revenue Mile



Metrics

Mode	Service Efficiency		Service Effectiveness		
	OE per VRM	OE per VRH	UPT per VRM	UPT per VRH	OE per UPT
Demand Response	\$2.71	\$52.47	0.1	1.3	\$39.49
Total	\$2.71	\$52.47	0.1	1.3	\$39.49

2023 Annual Agency Profile - Coshocton County Coordinated Transportation Agency (NTD ID 55469)

2023 Funding Breakdown

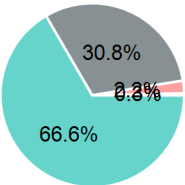
Summary of Operating Expenses (OE)

Mode	Operating Expenses	Fare Revenues
Demand Response	\$993,842	\$0
Total	\$993,842	\$0

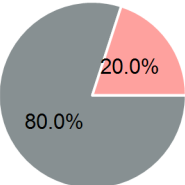
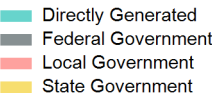
Sources of Operating Funds Expended

Directly Generated	\$661,887
Federal Government	\$306,577
Local Government	\$22,006
State Government	\$3,372
Total Operating Funds Expended	\$993,842

Operating Funding Sources



Capital Funding Sources



Sources of Capital Funds Expended

Directly Generated	\$0
Federal Government	\$326,862
Local Government	\$81,698
State Government	\$0
Total Capital Funds Expended	\$408,560

2023 Asset Management

Transit Asset Management (TAM) Tier	Tier II	TAM Sponsor NTD ID	5R05
Metrics			
		Mode	Average Fleet Age in Years
		Demand Response	8.2