

# 2023 Annual Agency Profile - County of Walworth (NTD ID 55318)

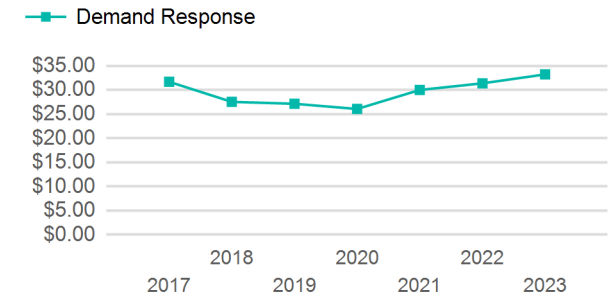
**Mailing Address:** 100 W WALWORTH ST  
ELKHORN, WI

**Website:** <https://www.co.walworth.wi.us/458/Wal-to-Wal-DIAL-a-RIDE>

## Service Consumed

Annual Unlinked Trips (UPT) 33,525

## Operating Expenses per Vehicle Revenue Mile



## Assets

Revenue Vehicles 22  
Service Vehicles  
Facilities

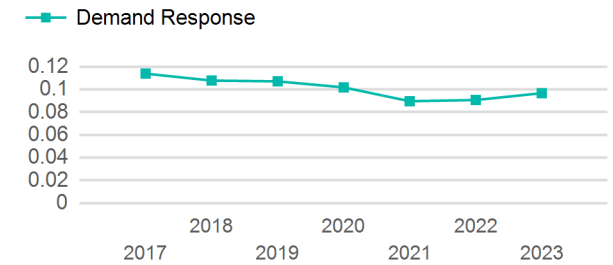
## Service Supplied

Annual Vehicle Revenue Miles (VRM) 346,641  
Annual Vehicle Revenue Hours (VRH) 28,637  
Vehicles Operated in Maximum Service (VOMS) 17

## Modal Characteristics

Mode	Annual Unlinked Passenger Trips	Directly Operated VOMS	Purchased Transportation VOMS	Annual Vehicle Revenue Miles	Annual Vehicle Revenue Hours
Demand Response	33,525	0	17	346,641	28,637
<b>Total</b>	<b>33,525</b>	<b>0</b>	<b>17</b>	<b>346,641</b>	<b>28,637</b>

## Unlinked Passenger Trip per Vehicle Revenue Mile



## Metrics

Mode	Service Efficiency		Service Effectiveness		
	OE per VRM	OE per VRH	UPT per VRM	UPT per VRH	OE per UPT
Demand Response	\$3.21	\$38.90	0.1	1.2	\$33.23
<b>Total</b>	<b>\$3.21</b>	<b>\$38.90</b>	<b>0.1</b>	<b>1.2</b>	<b>\$33.23</b>

2023 Annual Agency Profile - County of Walworth (NTD ID 55318)

2023 Funding Breakdown

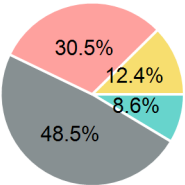
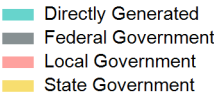
Summary of Operating Expenses (OE)

Sources of Operating Funds Expended

Operating Funding Sources

Mode	Operating Expenses	Fare Revenues
Demand Response	\$1,114,028	\$0
Total	\$1,114,028	\$0

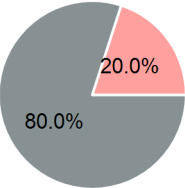
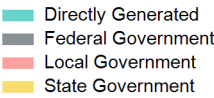
Directly Generated	\$95,721
Federal Government	\$540,702
Local Government	\$339,871
State Government	\$137,734
Total Operating Funds Expended	\$1,114,028



Capital Funding Sources

Sources of Capital Funds Expended

Directly Generated	\$0
Federal Government	\$49,180
Local Government	\$12,295
State Government	\$0
Total Capital Funds Expended	\$61,475



2023 Asset Management

Transit Asset Management (TAM) Tier	Tier II	TAM Sponsor NTD ID	5R06
Metrics			

Mode	Average Fleet Age in Years
Demand Response	4.3