

# 2023 Annual Agency Profile - Jersey County (NTD ID 55316)

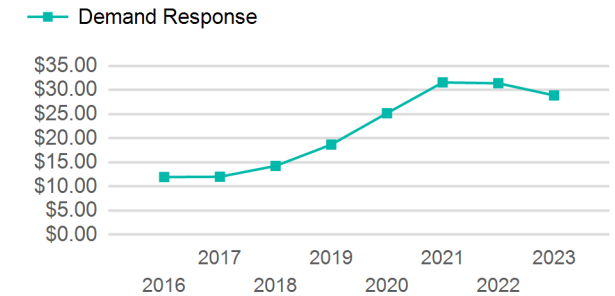
**Mailing Address:** 200 N LAFAYETTE ST  
JERSEYVILLE, IL

**Website:** <http://ilvalley-edc.org/transportation/>

## Service Consumed

Annual Unlinked Trips (UPT) 30,115

## Operating Expenses per Vehicle Revenue Mile



## Assets

Revenue Vehicles 14  
Service Vehicles  
Facilities

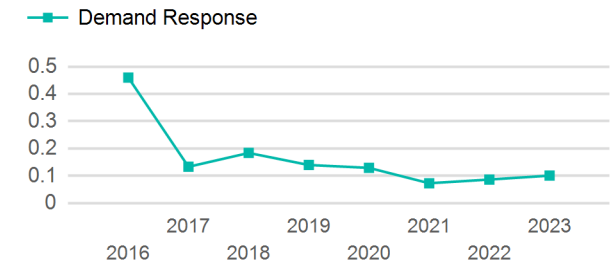
## Service Supplied

Annual Vehicle Revenue Miles (VRM) 299,496  
Annual Vehicle Revenue Hours (VRH) 13,446  
Vehicles Operated in Maximum Service (VOMS) 14

## Modal Characteristics

Mode	Annual Unlinked Passenger Trips	Directly Operated VOMS	Purchased Transportation VOMS	Annual Vehicle Revenue Miles	Annual Vehicle Revenue Hours
Demand Response	30,115	14	0	299,496	13,446
<b>Total</b>	<b>30,115</b>	<b>14</b>	<b>0</b>	<b>299,496</b>	<b>13,446</b>

## Unlinked Passenger Trip per Vehicle Revenue Mile



## Metrics

Mode	Service Efficiency		Service Effectiveness		
	OE per VRM	OE per VRH	UPT per VRM	UPT per VRH	OE per UPT
Demand Response	\$2.90	\$64.69	0.1	2.2	\$28.88
<b>Total</b>	<b>\$2.90</b>	<b>\$64.69</b>	<b>0.1</b>	<b>2.2</b>	<b>\$28.88</b>

2023 Annual Agency Profile - Jersey County (NTD ID 55316)

2023 Funding Breakdown

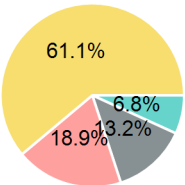
Summary of Operating Expenses (OE)

Mode	Operating Expenses	Fare Revenues
Demand Response	\$869,867	\$0
Total	\$869,867	\$0

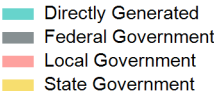
Sources of Operating Funds Expended

Directly Generated	\$59,131
Federal Government	\$114,507
Local Government	\$164,829
State Government	\$531,400
Total Operating Funds Expended	\$869,867

Operating Funding Sources



Capital Funding Sources



Sources of Capital Funds Expended

Directly Generated	\$0
Federal Government	\$0
Local Government	\$0
State Government	\$0
Total Capital Funds Expended	\$0

2023 Asset Management

Transit Asset Management (TAM) Tier	Tier II	TAM Sponsor NTD ID	5R01
Metrics			
Mode	Average Fleet Age in Years		
Demand Response	6.4		