

2023 Annual Agency Profile - Sangamon County (NTD ID 55307)

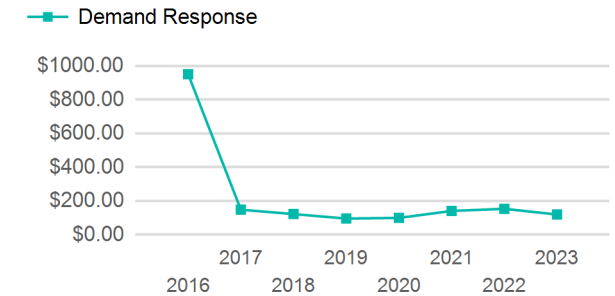
Mailing Address: 200 S 9TH ST
SPRINGFIELD, IL

Website: <http://www.smartrides.org>

Service Consumed

Annual Unlinked Trips (UPT) 5,465

Operating Expenses per Vehicle Revenue Mile



Assets

Revenue Vehicles 13
Service Vehicles
Facilities

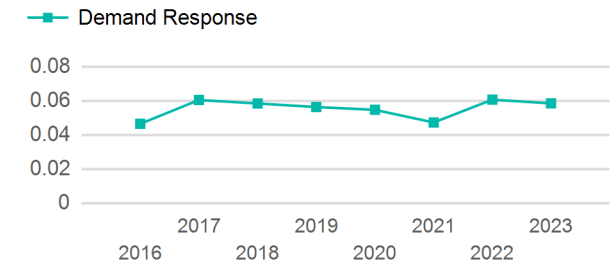
Service Supplied

Annual Vehicle Revenue Miles (VRM) 93,449
Annual Vehicle Revenue Hours (VRH) 3,484
Vehicles Operated in Maximum Service (VOMS) 5

Modal Characteristics

Mode	Annual Unlinked Passenger Trips	Directly Operated VOMS	Purchased Transportation VOMS	Annual Vehicle Revenue Miles	Annual Vehicle Revenue Hours
Demand Response	5,465	5	0	93,449	3,484
Total	5,465	5	0	93,449	3,484

Unlinked Passenger Trip per Vehicle Revenue Mile



Mode	Service Efficiency		Service Effectiveness		
	OE per VRM	OE per VRH	UPT per VRM	UPT per VRH	OE per UPT
Demand Response	\$7.01	\$188.00	0.1	1.6	\$119.86
Total	\$7.01	\$188.00	0.1	1.6	\$119.86

2023 Annual Agency Profile - Sangamon County (NTD ID 55307)

2023 Funding Breakdown

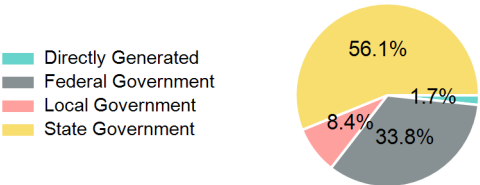
Summary of Operating Expenses (OE)

Sources of Operating Funds Expended

Operating Funding Sources

Mode	Operating Expenses	Fare Revenues
Demand Response	\$655,009	\$0
Total	\$655,009	\$0

Directly Generated	\$11,054
Federal Government	\$221,441
Local Government	\$54,824
State Government	\$367,690
Total Operating Funds Expended	\$655,009



Capital Funding Sources

Sources of Capital Funds Expended

Directly Generated	\$0
Federal Government	\$0
Local Government	\$0
State Government	\$0
Total Capital Funds Expended	\$0



2023 Asset Management

Transit Asset Management (TAM) Tier	Tier II	TAM Sponsor NTD ID	5R01
Metrics			
Mode	Average Fleet Age in Years		
Demand Response	7.8		