

2023 Annual Agency Profile - Oneida Tribe of Indians of Wisconsin (NTD ID 55276)

Mailing Address: 909 PACKERLAND DR
GREEN BAY, WI

Website: <https://oneida-nsn.gov/resources/oneida-public-transit/>

Geographic Coverage

Primary Urbanized/Rural Area Wisconsin Non-UZA

Other Areas Served:

Green Bay, WI

Assets

Revenue Vehicles 10

Service Vehicles

Facilities

Service Consumed

Annual Unlinked Trips (UPT) 33,293

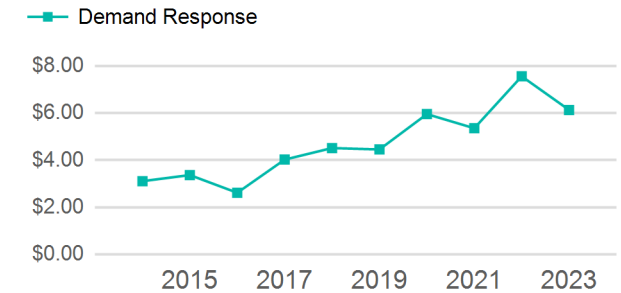
Service Supplied

Annual Vehicle Revenue Miles (VRM) 226,089

Annual Vehicle Revenue Hours (VRH) 11,910

Vehicles Operated in Maximum Service (VOMS) 8

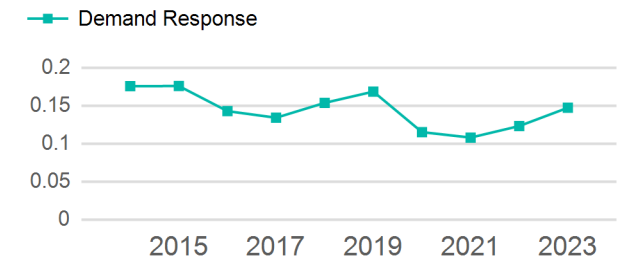
Operating Expenses per Vehicle Revenue Mile



Modal Characteristics

Mode	Annual Unlinked Passenger Trips	Directly Operated VOMS	Purchased Transportation VOMS	Annual Vehicle Revenue Miles	Annual Vehicle Revenue Hours
Demand Response	33,293	8	0	226,089	11,910
Total	33,293	8	0	226,089	11,910

Unlinked Passenger Trip per Vehicle Revenue Mile



Metrics

Mode	Service Efficiency		Service Effectiveness		
	OE per VRM	OE per VRH	UPT per VRM	UPT per VRH	OE per UPT
Demand Response	\$6.13	\$116.37	0.1	2.8	\$41.63
Total	\$6.13	\$116.36	0.1	2.8	\$41.63

2023 Annual Agency Profile - Oneida Tribe of Indians of Wisconsin (NTD ID 55276)

2023 Funding Breakdown

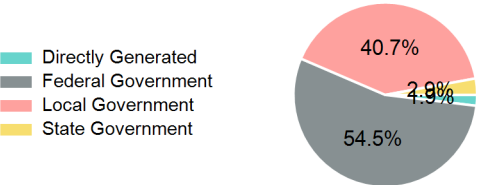
Summary of Operating Expenses (OE)

Sources of Operating Funds Expended

Operating Funding Sources

Mode	Operating Expenses	Fare Revenues
Demand Response	\$1,385,894	\$0
Total	\$1,385,894	\$0

Directly Generated	\$26,226
Federal Government	\$755,736
Local Government	\$564,332
State Government	\$39,600
Total Operating Funds Expended	\$1,385,894



Capital Funding Sources

Sources of Capital Funds Expended

Directly Generated	\$0
Federal Government	\$0
Local Government	\$0
State Government	\$0
Total Capital Funds Expended	\$0



2023 Asset Management

Transit Asset Management (TAM) Tier	Tier II	TAM Sponsor NTD ID	5R06
Metrics			
Mode	Average Fleet Age in Years		
Demand Response	5.5		