

2023 Annual Agency Profile - Grand Portage Reservation Tribal Council (NTD ID 55222)

Mailing Address: 83 STEVENS RD
GRAND PORTAGE, MN

Website: <https://www.grandportageband.com/grand-portage-tribal-programs/>

Geographic Coverage

Primary Urbanized/Rural Area Minnesota Non-UZA

Other Areas Served:

Assets

Revenue Vehicles 20

Service Vehicles 1

Facilities

Service Consumed

Annual Unlinked Trips (UPT) 4,912

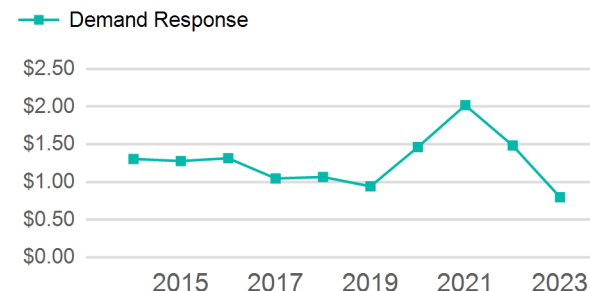
Service Supplied

Annual Vehicle Revenue Miles (VRM) 104,311

Annual Vehicle Revenue Hours (VRH) 2,581

Vehicles Operated in Maximum Service (VOMS) 19

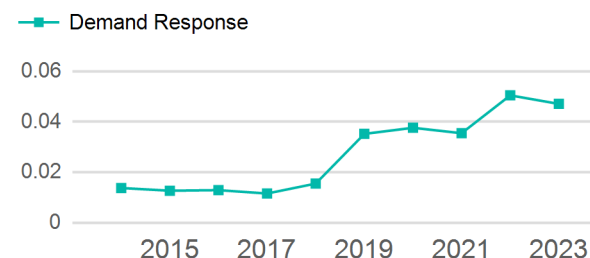
Operating Expenses per Vehicle Revenue Mile



Modal Characteristics

Mode	Annual Unlinked Passenger Trips	Directly Operated VOMS	Purchased Transportation VOMS	Annual Vehicle Revenue Miles	Annual Vehicle Revenue Hours
Demand Response	4,912	19	0	104,311	2,581
Total	4,912	19	0	104,311	2,581

Unlinked Passenger Trip per Vehicle Revenue Mile



Metrics

Mode	Service Efficiency		Service Effectiveness		
	OE per VRM	OE per VRH	UPT per VRM	UPT per VRH	OE per UPT
Demand Response	\$0.80	\$32.25	0.0	1.9	\$16.94
Total	\$0.80	\$32.25	0.0	1.9	\$16.94

2023 Annual Agency Profile - Grand Portage Reservation Tribal Council (NTD ID 55222)

2023 Funding Breakdown

Summary of Operating Expenses (OE)

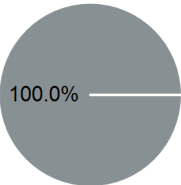
Sources of Operating Funds Expended

Operating Funding Sources

Mode	Operating Expenses	Fare Revenues
Demand Response	\$83,231	\$0
Total	\$83,231	\$0

Directly Generated	\$0
Federal Government	\$83,231
Local Government	\$0
State Government	\$0
Total Operating Funds Expended	\$83,231

- Directly Generated
- Federal Government
- Local Government
- State Government

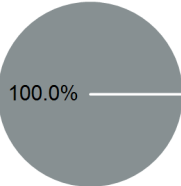


Capital Funding Sources

Sources of Capital Funds Expended

Directly Generated	\$0
Federal Government	\$259,337
Local Government	\$0
State Government	\$0
Total Capital Funds Expended	\$259,337

- Directly Generated
- Federal Government
- Local Government
- State Government



2023 Asset Management

Transit Asset Management (TAM) Tier Tier II

TAM Sponsor NTD ID

Metrics

Mode	Average Fleet Age in Years
Demand Response	7.5