

# 2023 Annual Agency Profile - Crawford County Transportation Authority (NTD ID 50503)

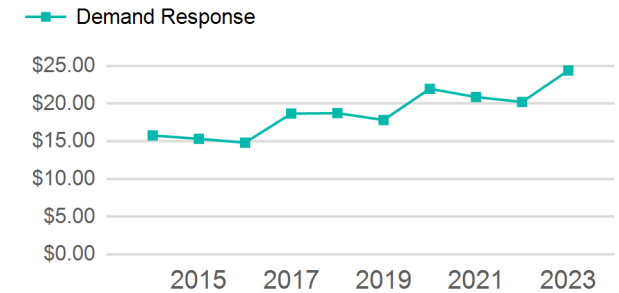
**Mailing Address:** 4276 W. North Down River Road  
Grayling, MI

**Website:** <http://www.crawfordbus.org/>

## Service Consumed

Annual Unlinked Trips (UPT) 93,467

## Operating Expenses per Vehicle Revenue Mile



## Assets

Revenue Vehicles 17  
Service Vehicles  
Facilities 1

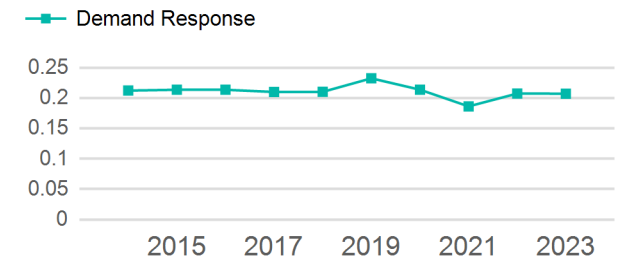
## Service Supplied

Annual Vehicle Revenue Miles (VRM) 450,918  
Annual Vehicle Revenue Hours (VRH) 22,554  
Vehicles Operated in Maximum Service (VOMS) 17

## Modal Characteristics

Mode	Annual Unlinked Passenger Trips	Directly Operated VOMS	Purchased Transportation VOMS	Annual Vehicle Revenue Miles	Annual Vehicle Revenue Hours
Demand Response	93,467	17	0	450,918	22,554
<b>Total</b>	<b>93,467</b>	<b>17</b>	<b>0</b>	<b>450,918</b>	<b>22,554</b>

## Unlinked Passenger Trip per Vehicle Revenue Mile



## Metrics

Mode	Service Efficiency		Service Effectiveness		
	OE per VRM	OE per VRH	UPT per VRM	UPT per VRH	OE per UPT
Demand Response	\$5.06	\$101.07	0.2	4.1	\$24.39
<b>Total</b>	<b>\$5.06</b>	<b>\$101.07</b>	<b>0.2</b>	<b>4.1</b>	<b>\$24.39</b>

2023 Annual Agency Profile - Crawford County Transportation Authority (NTD ID 50503)

2023 Funding Breakdown

Summary of Operating Expenses (OE)

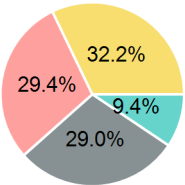
Mode	Operating Expenses	Fare Revenues
Demand Response	\$2,279,587	\$0
Total	\$2,279,587	\$0

Sources of Operating Funds Expended

Directly Generated	\$214,180
Federal Government	\$662,168
Local Government	\$670,103
State Government	\$733,136
Total Operating Funds Expended	\$2,279,587

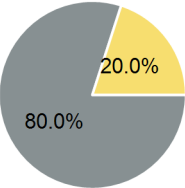
Operating Funding Sources

- Directly Generated
- Federal Government
- Local Government
- State Government



Capital Funding Sources

- Directly Generated
- Federal Government
- Local Government
- State Government



Sources of Capital Funds Expended

Directly Generated	\$0
Federal Government	\$9,951
Local Government	\$0
State Government	\$2,488
Total Capital Funds Expended	\$12,439

2023 Asset Management

Transit Asset Management (TAM) Tier	Tier II	TAM Sponsor NTD ID	5R03
Metrics			
Mode	Average Fleet Age in Years		
Demand Response	4.3		