

# 2023 Annual Agency Profile - Paul Bunyan Transit (NTD ID 50489)

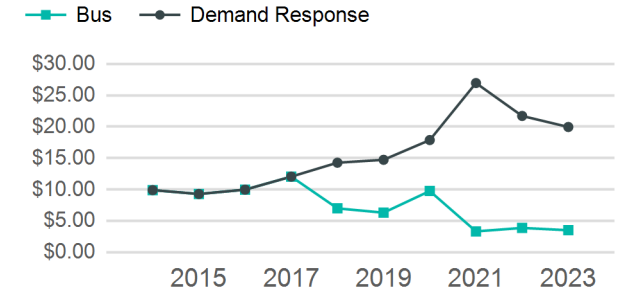
**Mailing Address:** 706 RAILROAD ST SE  
BEMIDJI, MN

**Website:** <http://www.paulbunyantransit.com>

## Service Consumed

Annual Unlinked Trips (UPT) 83,144

## Operating Expenses per Vehicle Revenue Mile



## Assets

Revenue Vehicles 38  
Service Vehicles 2  
Facilities 3

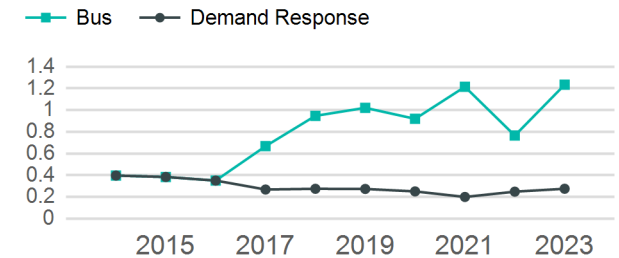
## Service Supplied

Annual Vehicle Revenue Miles (VRM) 296,001  
Annual Vehicle Revenue Hours (VRH) 22,635  
Vehicles Operated in Maximum Service (VOMS) 10

## Modal Characteristics

Mode	Annual Unlinked Passenger Trips	Directly Operated VOMS	Purchased Transportation VOMS	Annual Vehicle Revenue Miles	Annual Vehicle Revenue Hours
Demand Response	80,806	9	0	294,106	22,438
Bus	2,338	1	0	1,895	197
<b>Total</b>	<b>83,144</b>	<b>10</b>	<b>0</b>	<b>296,001</b>	<b>22,635</b>

## Unlinked Passenger Trip per Vehicle Revenue Mile



## Metrics

Mode	Service Efficiency		Service Effectiveness		
	OE per VRM	OE per VRH	UPT per VRM	UPT per VRH	OE per UPT
Demand Response	\$5.48	\$71.88	0.3	3.6	\$19.96
Bus	\$4.36	\$41.98	1.2	11.9	\$3.54
<b>Total</b>	<b>\$5.48</b>	<b>\$71.62</b>	<b>0.3</b>	<b>3.7</b>	<b>\$19.50</b>

2023 Annual Agency Profile - Paul Bunyan Transit (NTD ID 50489)

2023 Funding Breakdown

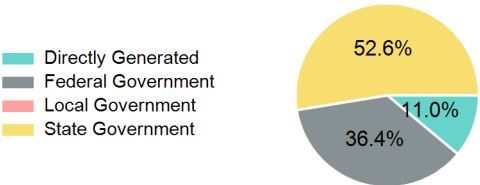
Summary of Operating Expenses (OE)

Sources of Operating Funds Expended

Operating Funding Sources

Mode	Operating Expenses	Fare Revenues
Demand Response	\$1,612,835	\$0
Bus	\$8,271	\$0
Total	\$1,621,106	\$0

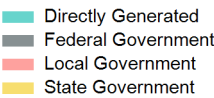
Directly Generated	\$179,112
Federal Government	\$589,905
Local Government	\$0
State Government	\$852,089
Total Operating Funds Expended	\$1,621,106



Capital Funding Sources

Sources of Capital Funds Expended

Directly Generated	\$0
Federal Government	\$0
Local Government	\$0
State Government	\$0
Total Capital Funds Expended	\$0



2023 Asset Management

Transit Asset Management (TAM) Tier	Tier II	TAM Sponsor NTD ID	5R04
-------------------------------------	---------	--------------------	------

Metrics

Mode	Average Fleet Age in Years
Demand Response	8.2
Bus	8.2