

# 2023 Annual Agency Profile - Harrison County Rural Transit (NTD ID 50462)

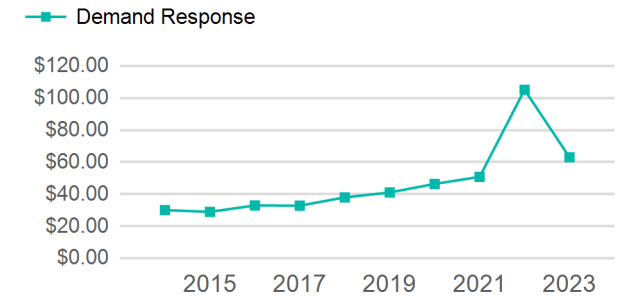
**Mailing Address:** 536 N MAIN ST  
CADIZ, OH

**Website:** <https://www.harrisoncountyohio.org/public-transit>

## Service Consumed

Annual Unlinked Trips (UPT) 12,164

## Operating Expenses per Vehicle Revenue Mile



## Assets

Revenue Vehicles 13  
Service Vehicles 1  
Facilities 1

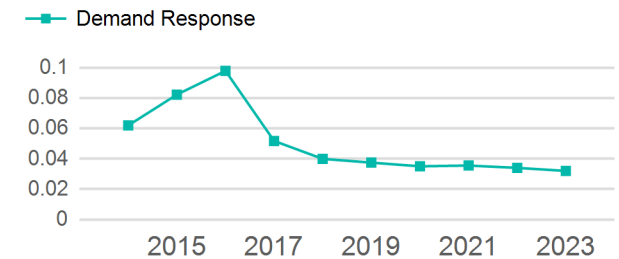
## Service Supplied

Annual Vehicle Revenue Miles (VRM) 379,807  
Annual Vehicle Revenue Hours (VRH) 17,432  
Vehicles Operated in Maximum Service (VOMS) 12

## Modal Characteristics

Mode	Annual Unlinked Passenger Trips	Directly Operated VOMS	Purchased Transportation VOMS	Annual Vehicle Revenue Miles	Annual Vehicle Revenue Hours
Demand Response	12,164	12	0	379,807	17,432
<b>Total</b>	<b>12,164</b>	<b>12</b>	<b>0</b>	<b>379,807</b>	<b>17,432</b>

## Unlinked Passenger Trip per Vehicle Revenue Mile



## Metrics

Mode	Service Efficiency		Service Effectiveness		
	OE per VRM	OE per VRH	UPT per VRM	UPT per VRH	OE per UPT
Demand Response	\$2.02	\$43.96	0.0	0.7	\$63.00
<b>Total</b>	<b>\$2.02</b>	<b>\$43.96</b>	<b>0.0</b>	<b>0.7</b>	<b>\$63.00</b>

2023 Annual Agency Profile - Harrison County Rural Transit (NTD ID 50462)

2023 Funding Breakdown

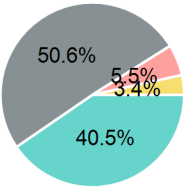
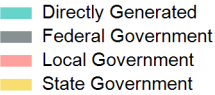
Summary of Operating Expenses (OE)

Sources of Operating Funds Expended

Operating Funding Sources

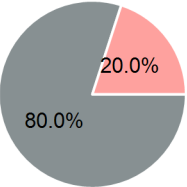
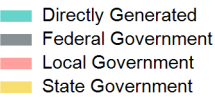
Mode	Operating Expenses	Fare Revenues
Demand Response	\$766,382	\$0
Total	\$766,382	\$0

Directly Generated	\$310,165
Federal Government	\$387,979
Local Government	\$41,810
State Government	\$26,428
Total Operating Funds Expended	\$766,382



Capital Funding Sources

Sources of Capital Funds Expended



Directly Generated	\$0
Federal Government	\$156,522
Local Government	\$39,132
State Government	\$0
Total Capital Funds Expended	\$195,654

2023 Asset Management

Transit Asset Management (TAM) Tier	Tier II	TAM Sponsor NTD ID	5R05
Metrics			
Mode	Average Fleet Age in Years		
Demand Response	3.5		