

2023 Annual Agency Profile - White County Council on Aging (NTD ID 50444)

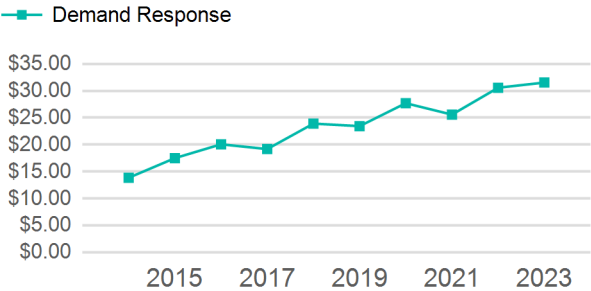
Mailing Address: 921 EXECUTIVE DR
MONTICELLO, IN

Website: [http://www.whitecountyseniorservices-
publictransit.com/transit.html](http://www.whitecountyseniorservices-publictransit.com/transit.html)

Service Consumed

Annual Unlinked Trips (UPT) 9,788

Operating Expenses per Vehicle Revenue Mile



Assets

Service Supplied

Revenue Vehicles 7

Service Vehicles Annual Vehicle Revenue Miles (VRM) 55,491

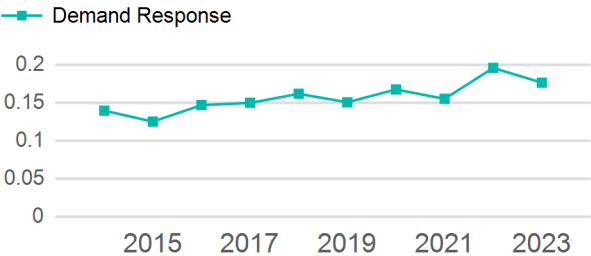
Facilities Annual Vehicle Revenue Hours (VRH) 5,317

Vehicles Operated in Maximum Service (VOMS) 5

Modal Characteristics

Mode	Annual Unlinked Passenger Trips	Directly Operated VOMS	Purchased Transportation VOMS	Annual Vehicle Revenue Miles	Annual Vehicle Revenue Hours
Demand Response	9,788	5	0	55,491	5,317
Total	9,788	5	0	55,491	5,317

Unlinked Passenger Trip per Vehicle Revenue Mile



Metrics

Mode	OE per VRM	OE per VRH	UPT per VRM	UPT per VRH	OE per UPT
Demand Response	\$5.56	\$58.06	0.2	1.8	\$31.54
Total	\$5.56	\$58.06	0.2	1.8	\$31.54

2023 Annual Agency Profile - White County Council on Aging (NTD ID 50444)

2023 Funding Breakdown

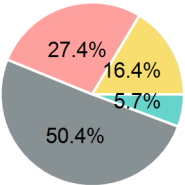
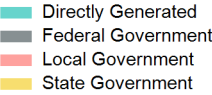
Summary of Operating Expenses (OE)

Sources of Operating Funds Expended

Operating Funding Sources

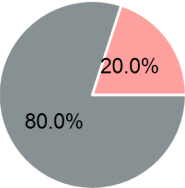
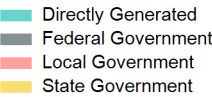
Mode	Operating Expenses	Fare Revenues
Demand Response	\$308,680	\$0
Total	\$308,680	\$0

Directly Generated	\$17,649
Federal Government	\$155,714
Local Government	\$84,687
State Government	\$50,630
Total Operating Funds Expended	\$308,680



Capital Funding Sources

Sources of Capital Funds Expended



Total Capital Funds Expended	\$68,967
------------------------------	----------

2023 Asset Management

Transit Asset Management (TAM) Tier	Tier II	TAM Sponsor NTD ID	5R02
Metrics			
Mode	Average Fleet Age in Years		
Demand Response	7.1		