

# 2023 Annual Agency Profile - County of La Crosse (NTD ID 50442)

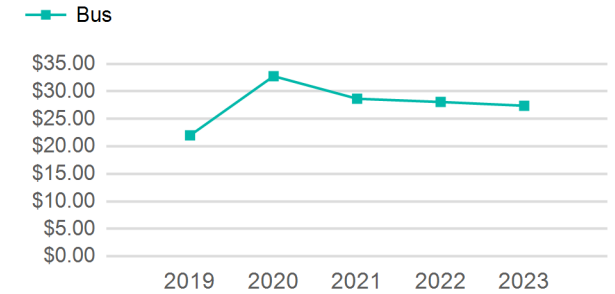
**Mailing Address:** 212 6TH ST N  
LA CROSSE, WI

**Website:** <https://www.lacrossecounty.org/community-development>

## Service Consumed

Annual Unlinked Trips (UPT) 19,053

## Operating Expenses per Vehicle Revenue Mile



## Assets

Revenue Vehicles 6  
Service Vehicles  
Facilities

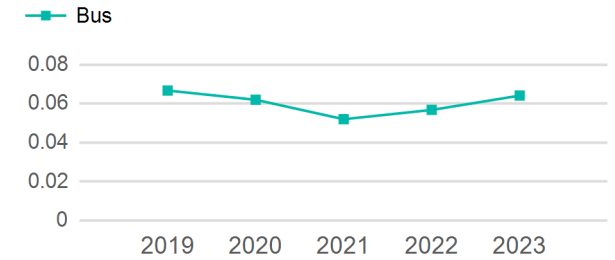
## Service Supplied

Annual Vehicle Revenue Miles (VRM) 297,074  
Annual Vehicle Revenue Hours (VRH) 9,372  
Vehicles Operated in Maximum Service (VOMS) 5

## Modal Characteristics

Mode	Annual Unlinked Passenger Trips	Directly Operated VOMS	Purchased Transportation VOMS	Annual Vehicle Revenue Miles	Annual Vehicle Revenue Hours
Bus	19,053	0	5	297,074	9,372
<b>Total</b>	<b>19,053</b>	<b>0</b>	<b>5</b>	<b>297,074</b>	<b>9,372</b>

## Unlinked Passenger Trip per Vehicle Revenue Mile



## Metrics

Mode	Service Efficiency		Service Effectiveness		
	OE per VRM	OE per VRH	UPT per VRM	UPT per VRH	OE per UPT
Bus	\$1.76	\$55.68	0.1	2.0	\$27.39
<b>Total</b>	<b>\$1.76</b>	<b>\$55.68</b>	<b>0.1</b>	<b>2.0</b>	<b>\$27.39</b>

2023 Annual Agency Profile - County of La Crosse (NTD ID 50442)

2023 Funding Breakdown

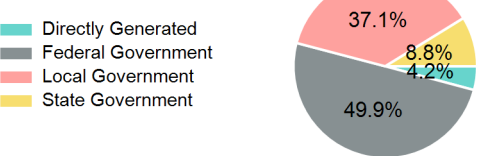
Summary of Operating Expenses (OE)

Sources of Operating Funds Expended

Operating Funding Sources

Mode	Operating Expenses	Fare Revenues
Bus	\$521,872	\$0
Total	\$521,872	\$0

Directly Generated	\$21,699
Federal Government	\$260,553
Local Government	\$193,825
State Government	\$45,795
Total Operating Funds Expended	\$521,872



Capital Funding Sources

Sources of Capital Funds Expended

Directly Generated	\$0
Federal Government	\$34,938
Local Government	\$3,882
State Government	\$0
Total Capital Funds Expended	\$38,820



2023 Asset Management

Transit Asset Management (TAM) Tier	Tier II	TAM Sponsor NTD ID	5R06
Metrics			
Mode	Average Fleet Age in Years		
Bus	3.3		