

# 2023 Annual Agency Profile - St. Joseph County Transportation Authority (NTD ID 50436)

**Mailing Address:** 810 Webber Avenue  
Three Rivers, MI

**Website:** <http://www.sjcta.info/>

## Service Consumed

Annual Unlinked Trips (UPT) 61,496

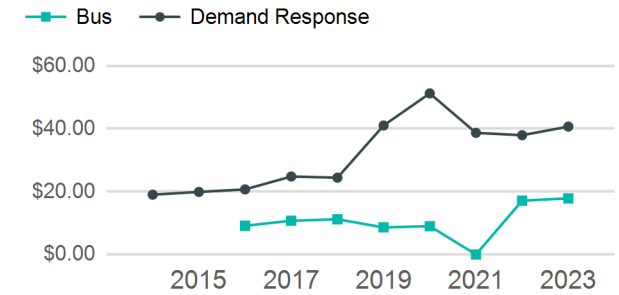
## Assets

Revenue Vehicles 30  
Service Vehicles 2  
Facilities 1

## Service Supplied

Annual Vehicle Revenue Miles (VRM) 635,202  
Annual Vehicle Revenue Hours (VRH) 34,065  
Vehicles Operated in Maximum Service (VOMS) 24

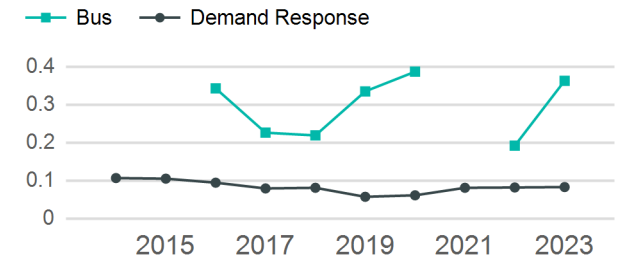
## Operating Expenses per Vehicle Revenue Mile



## Modal Characteristics

Mode	Annual Unlinked Passenger Trips	Directly Operated VOMS	Purchased Transportation VOMS	Annual Vehicle Revenue Miles	Annual Vehicle Revenue Hours
Demand Response	50,153	23	0	603,956	30,742
Bus	11,343	1	0	31,246	3,323
<b>Total</b>	<b>61,496</b>	<b>24</b>	<b>0</b>	<b>635,202</b>	<b>34,065</b>

## Unlinked Passenger Trip per Vehicle Revenue Mile



	Service Efficiency		Service Effectiveness		
Mode	OE per VRM	OE per VRH	UPT per VRM	UPT per VRH	OE per UPT
Demand Response	\$3.38	\$66.38	0.1	1.6	\$40.69
Bus	\$6.48	\$60.91	0.4	3.4	\$17.84
<b>Total</b>	<b>\$3.53</b>	<b>\$65.84</b>	<b>0.1</b>	<b>1.8</b>	<b>\$36.47</b>

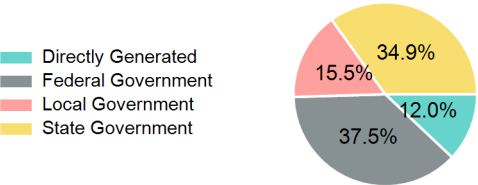
2023 Annual Agency Profile - St. Joseph County Transportation Authority (NTD ID 50436)

2023 Funding Breakdown

Summary of Operating Expenses (OE)

Sources of Operating Funds Expended

Operating Funding Sources

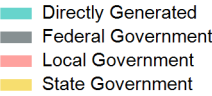


Mode	Operating Expenses	Fare Revenues
Demand Response	\$2,040,584	\$0
Bus	\$202,411	\$0
Total	\$2,242,995	\$0

Directly Generated	\$269,927
Federal Government	\$841,080
Local Government	\$348,434
State Government	\$783,554
Total Operating Funds Expended	\$2,242,995

Capital Funding Sources

Sources of Capital Funds Expended



Directly Generated	\$0
Federal Government	\$0
Local Government	\$0
State Government	\$0
Total Capital Funds Expended	\$0

2023 Asset Management

Transit Asset Management (TAM) Tier	Tier II	TAM Sponsor NTD ID	5R03
-------------------------------------	---------	--------------------	------

Metrics

Mode	Average Fleet Age in Years
Demand Response	5.9
Bus	13.0