

2023 Annual Agency Profile - County of Kenosha (NTD ID 50432)

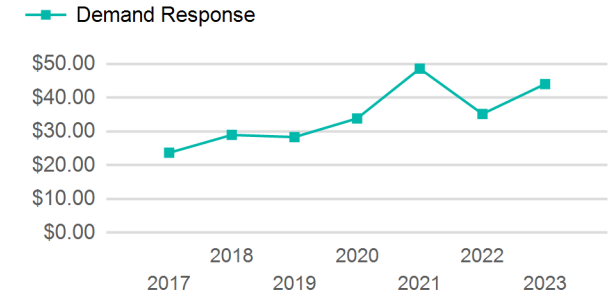
Mailing Address: 8600 SHERIDAN RD STE 500
KENOSHA, WI

<https://www.kenoshacounty.org/579/LINK-Western-Kenosha-Transportation>
Website: Transportation

Service Consumed

Annual Unlinked Trips (UPT) 7,843

Operating Expenses per Vehicle Revenue Mile



Assets

Revenue Vehicles 4
Service Vehicles
Facilities

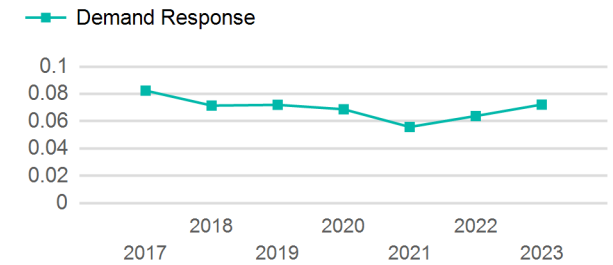
Service Supplied

Annual Vehicle Revenue Miles (VRM) 108,566
Annual Vehicle Revenue Hours (VRH) 6,849
Vehicles Operated in Maximum Service (VOMS) 4

Modal Characteristics

Mode	Annual Unlinked Passenger Trips	Directly Operated VOMS	Purchased Transportation VOMS	Annual Vehicle Revenue Miles	Annual Vehicle Revenue Hours
Demand Response	7,843	0	4	108,566	6,849
Total	7,843	0	4	108,566	6,849

Unlinked Passenger Trip per Vehicle Revenue Mile



Mode	Service Efficiency		Service Effectiveness		
	OE per VRM	OE per VRH	UPT per VRM	UPT per VRH	OE per UPT
Demand Response	\$3.18	\$50.41	0.1	1.1	\$44.02
Total	\$3.18	\$50.41	0.1	1.1	\$44.02

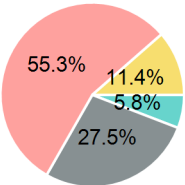
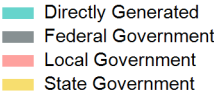
2023 Annual Agency Profile - County of Kenosha (NTD ID 50432)

2023 Funding Breakdown

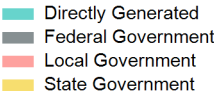
Summary of Operating Expenses (OE)

Sources of Operating Funds Expended

Operating Funding Sources



Capital Funding Sources



Sources of Capital Funds Expended

Directly Generated	\$0
Federal Government	\$0
Local Government	\$0
State Government	\$0

Total Capital Funds Expended \$0

Mode	Operating Expenses	Fare Revenues
Demand Response	\$345,225	\$0
Total	\$345,225	\$0

2023 Asset Management

Transit Asset Management (TAM) Tier	Tier II	TAM Sponsor NTD ID	5R06
Metrics			

Mode	Average Fleet Age in Years
Demand Response	11.0