

2023 Annual Agency Profile - Tazewell County (NTD ID 50420)

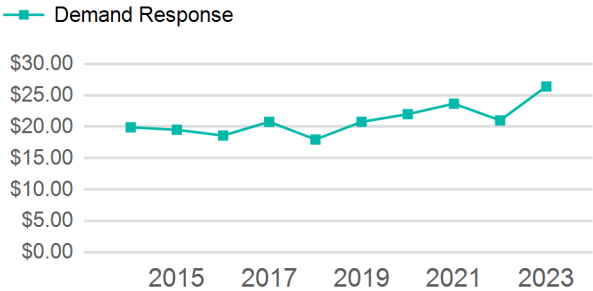
Mailing Address: 11 S 4TH ST  
Pekin, IL

Website: <https://wecareofmorton.com/services/transportation/>

Service Consumed

Annual Unlinked Trips (UPT) 37,370

Operating Expenses per Vehicle Revenue Mile



Assets

Service Supplied

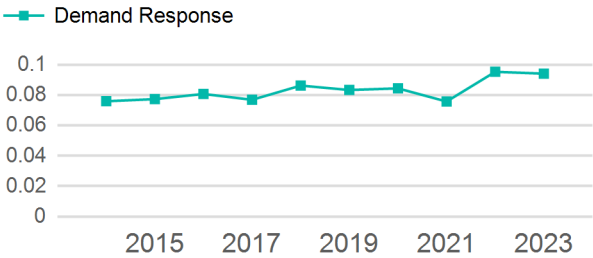
Revenue Vehicles 16  
Service Vehicles  
Facilities 1

Annual Vehicle Revenue Miles (VRM) 397,055  
Annual Vehicle Revenue Hours (VRH) 15,123  
Vehicles Operated in Maximum Service (VOMS) 16

Modal Characteristics

Mode	Annual Unlinked Passenger Trips	Directly Operated VOMS	Purchased Transportation VOMS	Annual Vehicle Revenue Miles	Annual Vehicle Revenue Hours
Demand Response	37,370	16	0	397,055	15,123
Total	37,370	16	0	397,055	15,123

Unlinked Passenger Trip per Vehicle Revenue Mile



Metrics	Service Efficiency		Service Effectiveness		
Mode	OE per VRM	OE per VRH	UPT per VRM	UPT per VRH	OE per UPT
Demand Response	\$2.49	\$65.26	0.1	2.5	\$26.41
Total	\$2.49	\$65.26	0.1	2.5	\$26.41

2023 Annual Agency Profile - Tazewell County (NTD ID 50420)

2023 Funding Breakdown

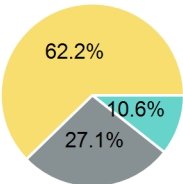
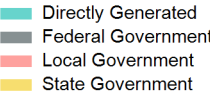
Summary of Operating Expenses (OE)

Sources of Operating Funds Expended

Operating Funding Sources

Mode	Operating Expenses	Fare Revenues
Demand Response	\$986,891	\$0
Total	\$986,891	\$0

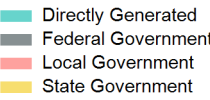
Directly Generated	\$104,945
Federal Government	\$267,719
Local Government	\$0
State Government	\$614,227
Total Operating Funds Expended	\$986,891



Capital Funding Sources

Sources of Capital Funds Expended

Directly Generated	\$0
Federal Government	\$0
Local Government	\$0
State Government	\$0
Total Capital Funds Expended	\$0



2023 Asset Management

Transit Asset Management (TAM) Tier	Tier II	TAM Sponsor NTD ID	5R01
Metrics			
Mode	Average Fleet Age in Years		
Demand Response	6.9		