

2023 Annual Agency Profile - City of Wisconsin Rapids (NTD ID 50405)

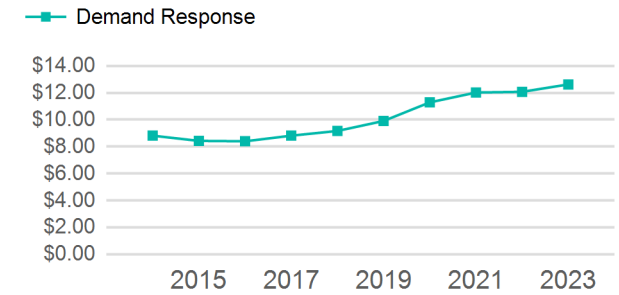
Mailing Address: 444 W GRAND AVE
WISCONSIN RAPIDS, WI

Website: <https://www.wirapids.org/running-inc.html>

Service Consumed

Annual Unlinked Trips (UPT) 74,720

Operating Expenses per Vehicle Revenue Mile



Assets

Revenue Vehicles 11
Service Vehicles
Facilities

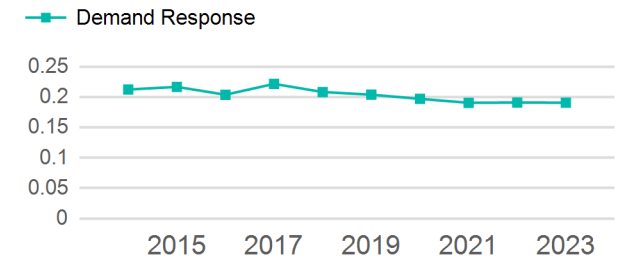
Service Supplied

Annual Vehicle Revenue Miles (VRM) 391,653
Annual Vehicle Revenue Hours (VRH) 36,155
Vehicles Operated in Maximum Service (VOMS) 11

Modal Characteristics

Mode	Annual Unlinked Passenger Trips	Directly Operated VOMS	Purchased Transportation VOMS	Annual Vehicle Revenue Miles	Annual Vehicle Revenue Hours
Demand Response	74,720	0	11	391,653	36,155
Total	74,720	0	11	391,653	36,155

Unlinked Passenger Trip per Vehicle Revenue Mile



Metrics

Mode	Service Efficiency		Service Effectiveness		
	OE per VRM	OE per VRH	UPT per VRM	UPT per VRH	OE per UPT
Demand Response	\$2.41	\$26.09	0.2	2.1	\$12.62
Total	\$2.41	\$26.09	0.2	2.1	\$12.62

2023 Annual Agency Profile - City of Wisconsin Rapids (NTD ID 50405)

2023 Funding Breakdown

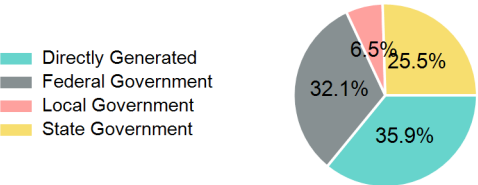
Summary of Operating Expenses (OE)

Sources of Operating Funds Expended

Operating Funding Sources

Mode	Operating Expenses	Fare Revenues
Demand Response	\$943,251	\$0
Total	\$943,251	\$0

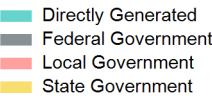
Directly Generated	\$338,946
Federal Government	\$302,675
Local Government	\$61,442
State Government	\$240,188
Total Operating Funds Expended	\$943,251



Capital Funding Sources

Sources of Capital Funds Expended

Directly Generated	\$0
Federal Government	\$0
Local Government	\$0
State Government	\$0
Total Capital Funds Expended	\$0



2023 Asset Management

Transit Asset Management (TAM) Tier	Tier II	TAM Sponsor NTD ID	5R06
Metrics			

Mode	Average Fleet Age in Years
Demand Response	8.8