

# 2023 Annual Agency Profile - City of Belding (NTD ID 50398)

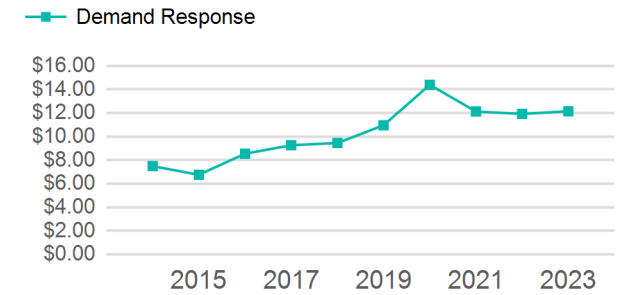
**Mailing Address:** 220 W STATE ST  
HASTINGS, MI

**Website:** [https://belding.mi.us/dial\\_a\\_ride.php](https://belding.mi.us/dial_a_ride.php)

## Service Consumed

Annual Unlinked Trips (UPT) 20,570

## Operating Expenses per Vehicle Revenue Mile



## Assets

Revenue Vehicles 5  
Service Vehicles 1  
Facilities 2

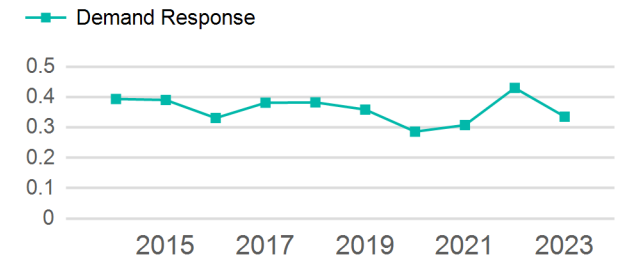
## Service Supplied

Annual Vehicle Revenue Miles (VRM) 61,280  
Annual Vehicle Revenue Hours (VRH) 6,112  
Vehicles Operated in Maximum Service (VOMS) 4

## Modal Characteristics

Mode	Annual Unlinked Passenger Trips	Directly Operated VOMS	Purchased Transportation VOMS	Annual Vehicle Revenue Miles	Annual Vehicle Revenue Hours
Demand Response	20,570	4	0	61,280	6,112
<b>Total</b>	<b>20,570</b>	<b>4</b>	<b>0</b>	<b>61,280</b>	<b>6,112</b>

## Unlinked Passenger Trip per Vehicle Revenue Mile



## Metrics

Mode	Service Efficiency		Service Effectiveness		
	OE per VRM	OE per VRH	UPT per VRM	UPT per VRH	OE per UPT
Demand Response	\$4.08	\$40.89	0.3	3.4	\$12.15
<b>Total</b>	<b>\$4.08</b>	<b>\$40.89</b>	<b>0.3</b>	<b>3.4</b>	<b>\$12.15</b>

2023 Annual Agency Profile - City of Belding (NTD ID 50398)

2023 Funding Breakdown

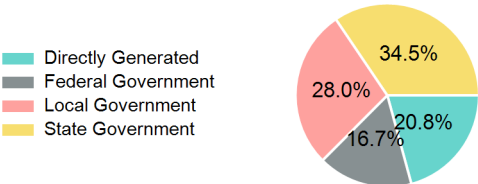
Summary of Operating Expenses (OE)

Sources of Operating Funds Expended

Operating Funding Sources

Mode	Operating Expenses	Fare Revenues
Demand Response	\$249,932	\$0
Total	\$249,932	\$0

Directly Generated	\$51,897
Federal Government	\$41,772
Local Government	\$70,100
State Government	\$86,163
Total Operating Funds Expended	\$249,932



Capital Funding Sources

Sources of Capital Funds Expended

Directly Generated	\$0
Federal Government	\$0
Local Government	\$0
State Government	\$0
Total Capital Funds Expended	\$0



2023 Asset Management

Transit Asset Management (TAM) Tier	Tier II	TAM Sponsor NTD ID	5R03
Metrics			
Mode	Average Fleet Age in Years		
Demand Response	7.6		