

2023 Annual Agency Profile - City of Houghton (NTD ID 50386)

Mailing Address: 616 SHELDEN AVE
HOUGHTON, MI

Website: <https://www.cityofhoughton.com/transportation/>

Service Consumed

Annual Unlinked Trips (UPT) 50,057

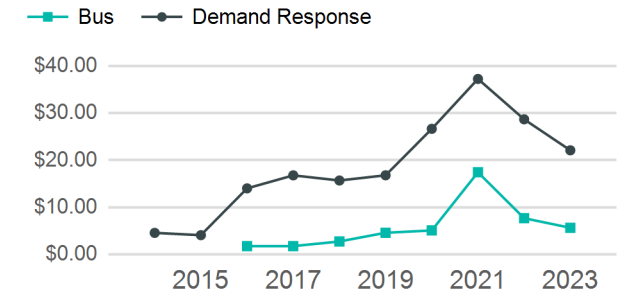
Assets

Revenue Vehicles 11
Service Vehicles 2
Facilities 1

Service Supplied

Annual Vehicle Revenue Miles (VRM) 70,869
Annual Vehicle Revenue Hours (VRH) 9,060
Vehicles Operated in Maximum Service (VOMS) 8

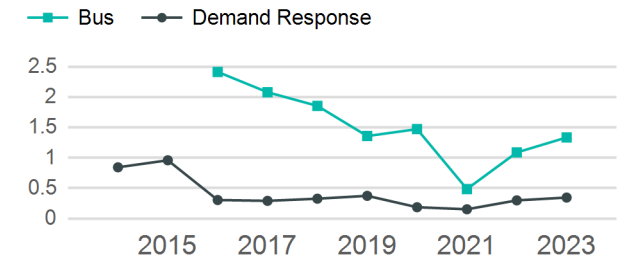
Operating Expenses per Vehicle Revenue Mile



Modal Characteristics

Mode	Annual Unlinked Passenger Trips	Directly Operated VOMS	Purchased Transportation VOMS	Annual Vehicle Revenue Miles	Annual Vehicle Revenue Hours
Bus	34,462	2	0	25,808	2,066
Demand Response	15,595	6	0	45,061	6,994
Total	50,057	8	0	70,869	9,060

Unlinked Passenger Trip per Vehicle Revenue Mile



Metrics

Mode	Service Efficiency		Service Effectiveness		
	OE per VRM	OE per VRH	UPT per VRM	UPT per VRH	OE per UPT
Bus	\$7.56	\$94.44	1.3	16.7	\$5.66
Demand Response	\$7.65	\$49.26	0.3	2.2	\$22.09
Total	\$7.61	\$59.56	0.7	5.5	\$10.78

2023 Annual Agency Profile - City of Houghton (NTD ID 50386)

2023 Funding Breakdown

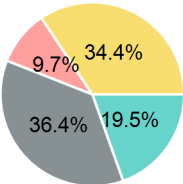
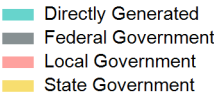
Summary of Operating Expenses (OE)

Sources of Operating Funds Expended

Operating Funding Sources

Mode	Operating Expenses	Fare Revenues
Bus	\$195,108	\$0
Demand Response	\$344,539	\$0
Total	\$539,647	\$0

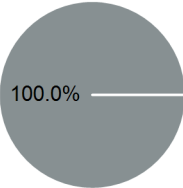
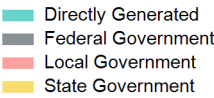
Directly Generated	\$105,482
Federal Government	\$196,542
Local Government	\$52,213
State Government	\$185,410
Total Operating Funds Expended	\$539,647



Capital Funding Sources

Sources of Capital Funds Expended

Directly Generated	\$0
Federal Government	\$48,396
Local Government	\$0
State Government	\$0
Total Capital Funds Expended	\$48,396



2023 Asset Management

Transit Asset Management (TAM) Tier	Tier II	TAM Sponsor NTD ID	5R03
-------------------------------------	---------	--------------------	------

Metrics

Mode	Average Fleet Age in Years
Bus	4.5
Demand Response	3.2