

2023 Annual Agency Profile - Becker County (NTD ID 50379)

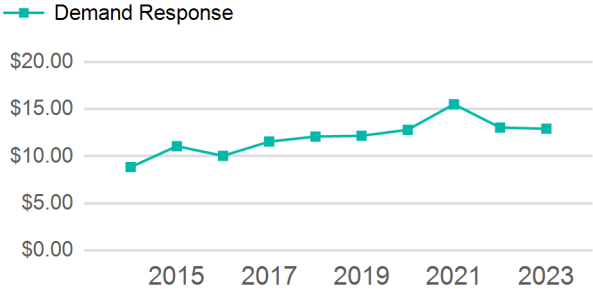
Mailing Address: 915 Lake Ave  
Detroit Lakes, MN

Website: <https://www.co.becker.mn.us/dept/transit/>

Service Consumed

Annual Unlinked Trips (UPT) 45,018

Operating Expenses per Vehicle Revenue Mile



Assets

Revenue Vehicles 7  
Service Vehicles  
Facilities 1

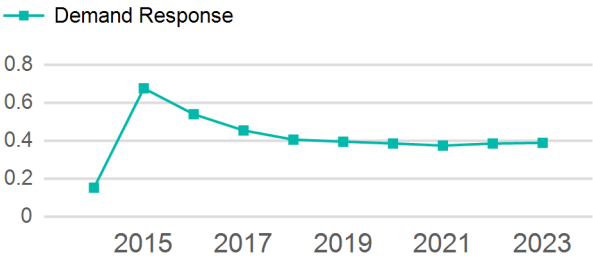
Service Supplied

Annual Vehicle Revenue Miles (VRM) 115,902  
Annual Vehicle Revenue Hours (VRH) 9,130  
Vehicles Operated in Maximum Service (VOMS) 6

Modal Characteristics

Mode	Annual Unlinked Passenger Trips	Directly Operated VOMS	Purchased Transportation VOMS	Annual Vehicle Revenue Miles	Annual Vehicle Revenue Hours
Demand Response	45,018	6	0	115,902	9,130
Total	45,018	6	0	115,902	9,130

Unlinked Passenger Trip per Vehicle Revenue Mile



Metrics

Mode	Service Efficiency		Service Effectiveness		
	OE per VRM	OE per VRH	UPT per VRM	UPT per VRH	OE per UPT
Demand Response	\$5.01	\$63.64	0.4	4.9	\$12.91
Total	\$5.01	\$63.64	0.4	4.9	\$12.91

2023 Annual Agency Profile - Becker County (NTD ID 50379)

2023 Funding Breakdown

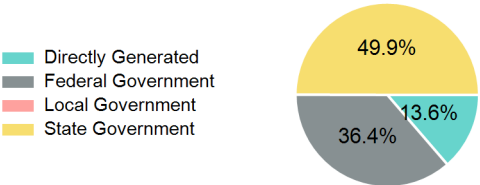
Summary of Operating Expenses (OE)

Sources of Operating Funds Expended

Operating Funding Sources

Mode	Operating Expenses	Fare Revenues
Demand Response	\$581,044	\$0
Total	\$581,044	\$0

Directly Generated	\$79,162
Federal Government	\$211,673
Local Government	\$0
State Government	\$290,209
Total Operating Funds Expended	\$581,044



Capital Funding Sources

Sources of Capital Funds Expended

Directly Generated	\$0
Federal Government	\$0
Local Government	\$0
State Government	\$0
Total Capital Funds Expended	\$0



2023 Asset Management

Transit Asset Management (TAM) Tier	Tier II	TAM Sponsor NTD ID	5R04
Metrics			
Mode	Average Fleet Age in Years		
Demand Response	5.6		