

2023 Annual Agency Profile - City of Whitewater (NTD ID 50375)

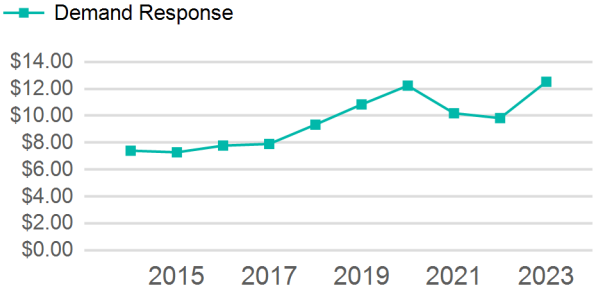
Mailing Address: 312 W WHITEWATER ST
WHITEWATER, WI

Website: <https://www.whitewater-wi.gov/292/Transportation>

Service Consumed

Annual Unlinked Trips (UPT) 11,056

Operating Expenses per Vehicle Revenue Mile



Assets

Service Supplied

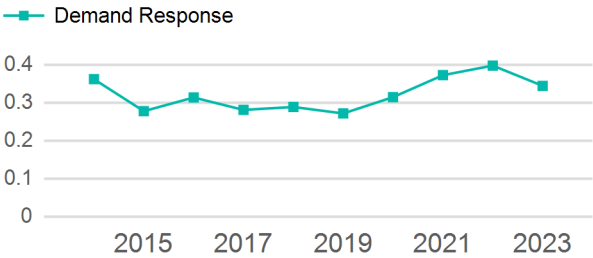
Revenue Vehicles 3
Service Vehicles
Facilities

Annual Vehicle Revenue Miles (VRM) 32,105
Annual Vehicle Revenue Hours (VRH) 3,890
Vehicles Operated in Maximum Service (VOMS) 2

Modal Characteristics

Mode	Annual Unlinked Passenger Trips	Directly Operated VOMS	Purchased Transportation VOMS	Annual Vehicle Revenue Miles	Annual Vehicle Revenue Hours
Demand Response	11,056	0	2	32,105	3,890
Total	11,056	0	2	32,105	3,890

Unlinked Passenger Trip per Vehicle Revenue Mile



Metrics

Mode	Service Efficiency		Service Effectiveness		
	OE per VRM	OE per VRH	UPT per VRM	UPT per VRH	OE per UPT
Demand Response	\$4.31	\$35.58	0.3	2.8	\$12.52
Total	\$4.31	\$35.58	0.3	2.8	\$12.52

2023 Annual Agency Profile - City of Whitewater (NTD ID 50375)

2023 Funding Breakdown

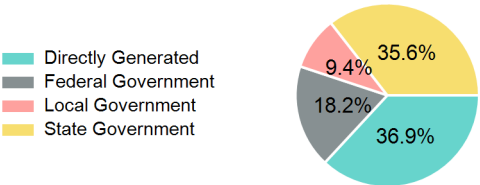
Summary of Operating Expenses (OE)

Sources of Operating Funds Expended

Operating Funding Sources

Mode	Operating Expenses	Fare Revenues
Demand Response	\$138,425	\$0
Total	\$138,425	\$0

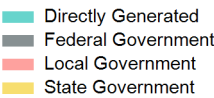
Directly Generated	\$51,104
Federal Government	\$25,149
Local Government	\$12,952
State Government	\$49,220
Total Operating Funds Expended	\$138,425



Capital Funding Sources

Sources of Capital Funds Expended

Directly Generated	\$0
Federal Government	\$0
Local Government	\$0
State Government	\$0
Total Capital Funds Expended	\$0



2023 Asset Management

Transit Asset Management (TAM) Tier	Tier II	TAM Sponsor NTD ID	5R06
Metrics			

Mode	Average Fleet Age in Years
Demand Response	4.7