

2023 Annual Agency Profile - Huron County Board of Commissioners (NTD ID 50370)

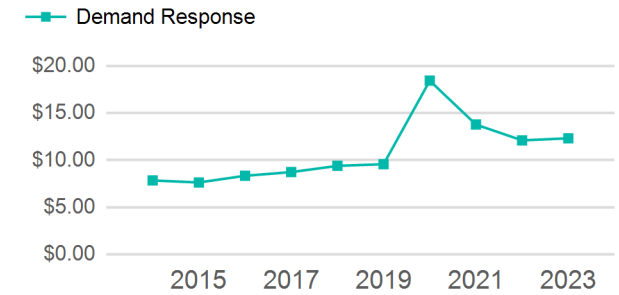
Mailing Address: 250 E HURON AVE
BAD AXE, MI

Website: <http://www.tatbus.com/>

Service Consumed

Annual Unlinked Trips (UPT) 426,435

Operating Expenses per Vehicle Revenue Mile



Assets

Revenue Vehicles 51
Service Vehicles 6
Facilities 1

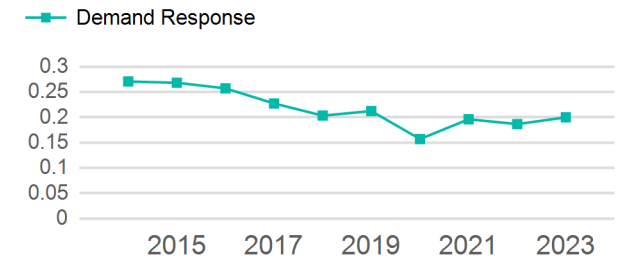
Service Supplied

Annual Vehicle Revenue Miles (VRM) 2,132,610
Annual Vehicle Revenue Hours (VRH) 80,726
Vehicles Operated in Maximum Service (VOMS) 49

Modal Characteristics

Mode	Annual Unlinked Passenger Trips	Directly Operated VOMS	Purchased Transportation VOMS	Annual Vehicle Revenue Miles	Annual Vehicle Revenue Hours
Demand Response	426,435	49	0	2,132,610	80,726
Total	426,435	49	0	2,132,610	80,726

Unlinked Passenger Trip per Vehicle Revenue Mile



Metrics

Mode	Service Efficiency		Service Effectiveness		
	OE per VRM	OE per VRH	UPT per VRM	UPT per VRH	OE per UPT
Demand Response	\$2.46	\$65.08	0.2	5.3	\$12.32
Total	\$2.46	\$65.08	0.2	5.3	\$12.32

2023 Annual Agency Profile - Huron County Board of Commissioners (NTD ID 50370)

2023 Funding Breakdown

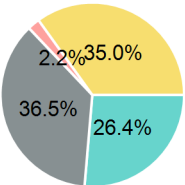
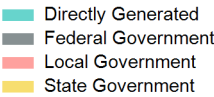
Summary of Operating Expenses (OE)

Mode	Operating Expenses	Fare Revenues
Demand Response	\$5,254,013	\$0
Total	\$5,254,013	\$0

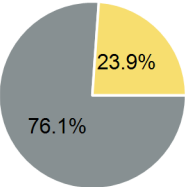
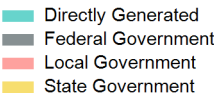
Sources of Operating Funds Expended

Directly Generated	\$1,385,392
Federal Government	\$1,917,767
Local Government	\$113,754
State Government	\$1,837,100
Total Operating Funds Expended	\$5,254,013

Operating Funding Sources



Capital Funding Sources



Sources of Capital Funds Expended

Directly Generated	\$0
Federal Government	\$832,692
Local Government	\$0
State Government	\$261,393
Total Capital Funds Expended	\$1,094,085

2023 Asset Management

Transit Asset Management (TAM) Tier	Tier II	TAM Sponsor NTD ID	5R03
Metrics			

Mode	Average Fleet Age in Years
Demand Response	6.3