

# 2023 Annual Agency Profile - Manistee County Board of Commissioners (NTD ID 50369)

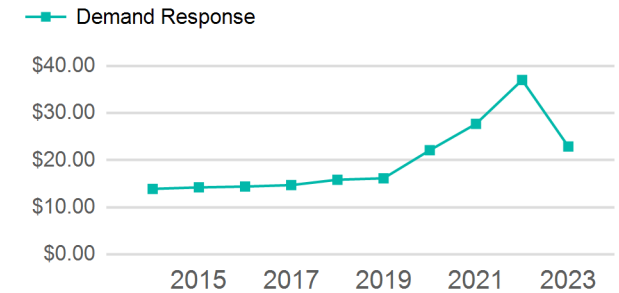
**Mailing Address:** 180 MEMORIAL DR  
MANISTEE, MI

**Website:** <https://www.manisteecountytransportationinc.com/>

## Service Consumed

Annual Unlinked Trips (UPT) 140,372

## Operating Expenses per Vehicle Revenue Mile



## Assets

Revenue Vehicles	24
Service Vehicles	2
Facilities	2

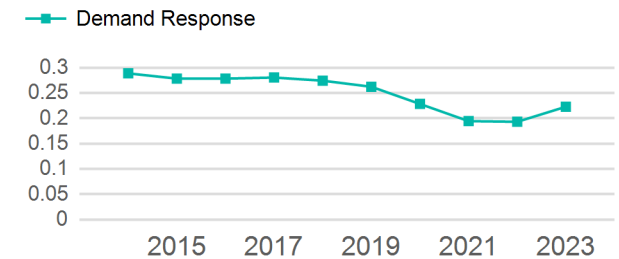
## Service Supplied

Annual Vehicle Revenue Miles (VRM)	629,733
Annual Vehicle Revenue Hours (VRH)	39,219
Vehicles Operated in Maximum Service (VOMS)	23

## Modal Characteristics

Mode	Annual Unlinked Passenger Trips	Directly Operated VOMS	Purchased Transportation VOMS	Annual Vehicle Revenue Miles	Annual Vehicle Revenue Hours
Demand Response	140,372	23	0	629,733	39,219
<b>Total</b>	<b>140,372</b>	<b>23</b>	<b>0</b>	<b>629,733</b>	<b>39,219</b>

## Unlinked Passenger Trip per Vehicle Revenue Mile



## Metrics

Mode	Service Efficiency		Service Effectiveness		
	OE per VRM	OE per VRH	UPT per VRM	UPT per VRH	OE per UPT
Demand Response	\$5.11	\$81.98	0.2	3.6	\$22.90
<b>Total</b>	<b>\$5.11</b>	<b>\$81.98</b>	<b>0.2</b>	<b>3.6</b>	<b>\$22.90</b>

2023 Annual Agency Profile - Manistee County Board of Commissioners (NTD ID 50369)

2023 Funding Breakdown

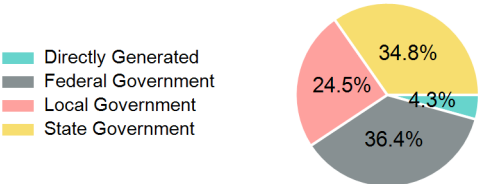
Summary of Operating Expenses (OE)

Mode	Operating Expenses	Fare Revenues
Demand Response	\$3,215,078	\$0
Total	\$3,215,078	\$0

Sources of Operating Funds Expended

Directly Generated	\$137,637
Federal Government	\$1,171,601
Local Government	\$788,524
State Government	\$1,117,316
Total Operating Funds Expended	\$3,215,078

Operating Funding Sources



Capital Funding Sources

Sources of Capital Funds Expended

Directly Generated	\$0
Federal Government	\$0
Local Government	\$0
State Government	\$0
Total Capital Funds Expended	\$0



2023 Asset Management

Transit Asset Management (TAM) Tier	Tier II	TAM Sponsor NTD ID	5R03
Metrics			
Mode	Average Fleet Age in Years		
Demand Response	10.1		