

# 2023 Annual Agency Profile - City of Waupun (NTD ID 50350)

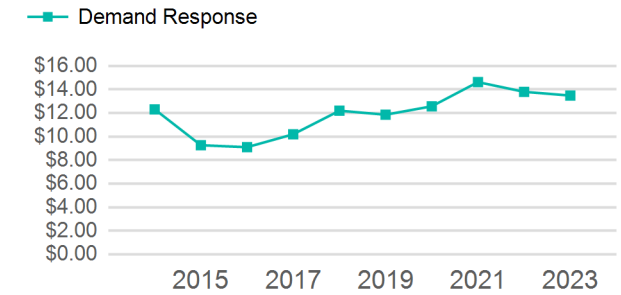
**Mailing Address:** 201 E MAIN ST  
WAUPUN, WI

**Website:** <https://www.cityofwaupun.org/community/page/waupun-taxi>

## Service Consumed

Annual Unlinked Trips (UPT) 13,189

## Operating Expenses per Vehicle Revenue Mile



## Assets

Revenue Vehicles 2  
Service Vehicles  
Facilities

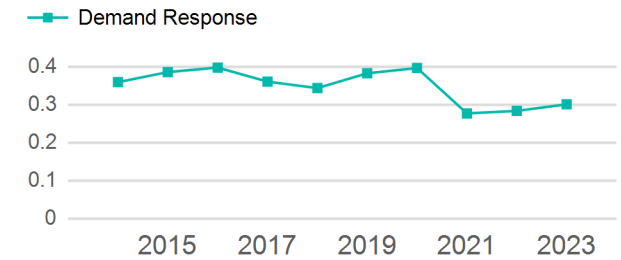
## Service Supplied

Annual Vehicle Revenue Miles (VRM) 43,835  
Annual Vehicle Revenue Hours (VRH) 5,653  
Vehicles Operated in Maximum Service (VOMS) 2

## Modal Characteristics

Mode	Annual Unlinked Passenger Trips	Directly Operated VOMS	Purchased Transportation VOMS	Annual Vehicle Revenue Miles	Annual Vehicle Revenue Hours
Demand Response	13,189	0	2	43,835	5,653
<b>Total</b>	<b>13,189</b>	<b>0</b>	<b>2</b>	<b>43,835</b>	<b>5,653</b>

## Unlinked Passenger Trip per Vehicle Revenue Mile



## Metrics

Mode	Service Efficiency		Service Effectiveness		
	OE per VRM	OE per VRH	UPT per VRM	UPT per VRH	OE per UPT
Demand Response	\$4.06	\$31.45	0.3	2.3	\$13.48
<b>Total</b>	<b>\$4.06</b>	<b>\$31.45</b>	<b>0.3</b>	<b>2.3</b>	<b>\$13.48</b>

2023 Annual Agency Profile - City of Waupun (NTD ID 50350)

2023 Funding Breakdown

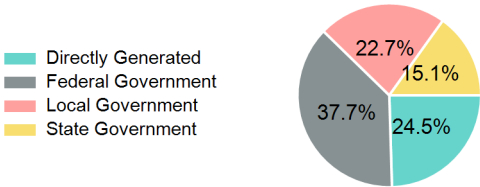
Summary of Operating Expenses (OE)

Sources of Operating Funds Expended

Operating Funding Sources

Mode	Operating Expenses	Fare Revenues
Demand Response	\$177,794	\$0
Total	\$177,794	\$0

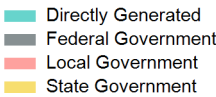
Directly Generated	\$43,613
Federal Government	\$67,091
Local Government	\$40,283
State Government	\$26,807
Total Operating Funds Expended	\$177,794



Capital Funding Sources

Sources of Capital Funds Expended

Directly Generated	\$0
Federal Government	\$0
Local Government	\$0
State Government	\$0
Total Capital Funds Expended	\$0



2023 Asset Management

Transit Asset Management (TAM) Tier	Tier II	TAM Sponsor NTD ID	5R06
Metrics			
Mode	Average Fleet Age in Years		
Demand Response	5.5		