

2023 Annual Agency Profile - Ogemaw County Board of Commissioners (NTD ID 50344)

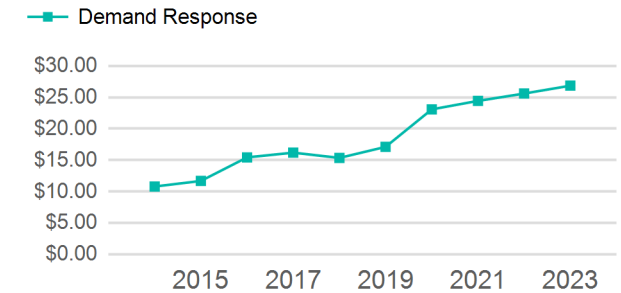
Mailing Address: 806 W HOUGHTON AVE
WEST BRANCH, MI

Website: <https://www.ocmi.us/transit/>

Service Consumed

Annual Unlinked Trips (UPT) 39,576

Operating Expenses per Vehicle Revenue Mile



Assets

Revenue Vehicles 14
Service Vehicles 1
Facilities 1

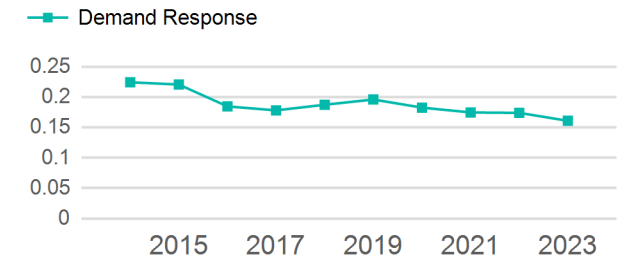
Service Supplied

Annual Vehicle Revenue Miles (VRM) 245,871
Annual Vehicle Revenue Hours (VRH) 15,503
Vehicles Operated in Maximum Service (VOMS) 12

Modal Characteristics

Mode	Annual Unlinked Passenger Trips	Directly Operated VOMS	Purchased Transportation VOMS	Annual Vehicle Revenue Miles	Annual Vehicle Revenue Hours
Demand Response	39,576	12	0	245,871	15,503
Total	39,576	12	0	245,871	15,503

Unlinked Passenger Trip per Vehicle Revenue Mile



Metrics

Mode	Service Efficiency		Service Effectiveness		
	OE per VRM	OE per VRH	UPT per VRM	UPT per VRH	OE per UPT
Demand Response	\$4.32	\$68.54	0.2	2.6	\$26.85
Total	\$4.32	\$68.54	0.2	2.6	\$26.85

2023 Annual Agency Profile - Ogemaw County Board of Commissioners (NTD ID 50344)

2023 Funding Breakdown

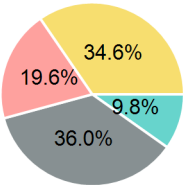
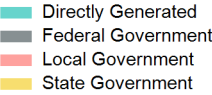
Summary of Operating Expenses (OE)

Sources of Operating Funds Expended

Operating Funding Sources

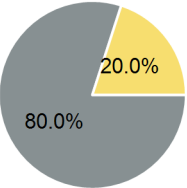
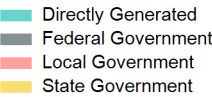
Mode	Operating Expenses	Fare Revenues
Demand Response	\$1,062,592	\$0
Total	\$1,062,592	\$0

Directly Generated	\$103,999
Federal Government	\$382,533
Local Government	\$208,564
State Government	\$367,496
Total Operating Funds Expended	\$1,062,592



Capital Funding Sources

Sources of Capital Funds Expended



Directly Generated	\$0
Federal Government	\$50,558
Local Government	\$0
State Government	\$12,639
Total Capital Funds Expended	\$63,197

2023 Asset Management

Transit Asset Management (TAM) Tier	Tier II	TAM Sponsor NTD ID	5R03
Metrics			

Mode	Average Fleet Age in Years
Demand Response	4.9