

# 2023 Annual Agency Profile - Brainerd, City of (NTD ID 50322)

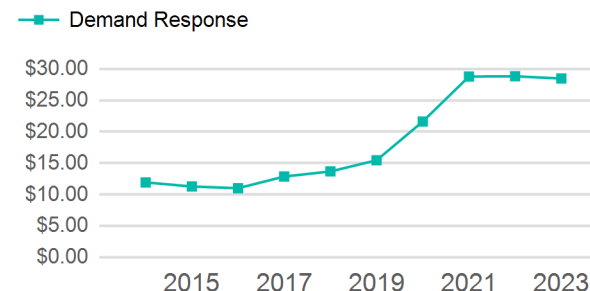
**Mailing Address:** 501 LAUREL ST  
BRAINERD, MN

**Website:** <http://www.ci.brainerd.mn.us/Transit>

## Service Consumed

Annual Unlinked Trips (UPT) 53,568

## Operating Expenses per Vehicle Revenue Mile



## Assets

Revenue Vehicles 11

Service Vehicles

Facilities

## Service Supplied

Annual Vehicle Revenue Miles (VRM) 217,110

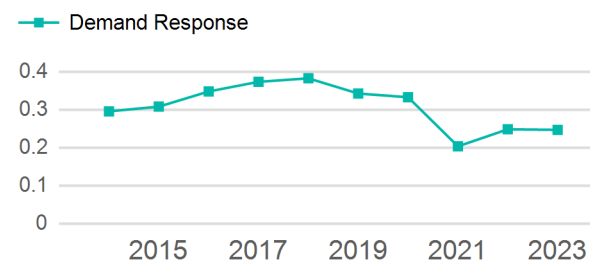
Annual Vehicle Revenue Hours (VRH) 15,017

Vehicles Operated in Maximum Service (VOMS) 9

## Modal Characteristics

Mode	Annual Unlinked Passenger Trips	Directly Operated VOMS	Purchased Transportation VOMS	Annual Vehicle Revenue Miles	Annual Vehicle Revenue Hours
Demand Response	53,568	9	0	217,110	15,017
<b>Total</b>	<b>53,568</b>	<b>9</b>	<b>0</b>	<b>217,110</b>	<b>15,017</b>

## Unlinked Passenger Trip per Vehicle Revenue Mile



## Metrics

### Service Efficiency

### Service Effectiveness

Mode	OE per VRM	OE per VRH	UPT per VRM	UPT per VRH	OE per UPT
Demand Response	\$7.03	\$101.57	0.2	3.6	\$28.47
<b>Total</b>	<b>\$7.03</b>	<b>\$101.57</b>	<b>0.2</b>	<b>3.6</b>	<b>\$28.47</b>

2023 Annual Agency Profile - Brainerd, City of (NTD ID 50322)

2023 Funding Breakdown

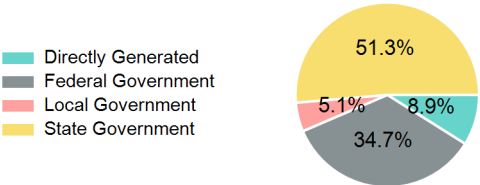
Summary of Operating Expenses (OE)

Sources of Operating Funds Expended

Operating Funding Sources

Mode	Operating Expenses	Fare Revenues
Demand Response	\$1,525,326	\$0
Total	\$1,525,326	\$0

Directly Generated	\$135,574
Federal Government	\$529,015
Local Government	\$77,513
State Government	\$783,224
Total Operating Funds Expended	\$1,525,326



Capital Funding Sources

Sources of Capital Funds Expended

Directly Generated	\$0
Federal Government	\$0
Local Government	\$0
State Government	\$0
Total Capital Funds Expended	\$0



2023 Asset Management

Transit Asset Management (TAM) Tier	Tier II	TAM Sponsor NTD ID	5R04
Metrics			

Mode	Average Fleet Age in Years
Demand Response	6.5