

2023 Annual Agency Profile - Schoolcraft Transit Authority (NTD ID 50240)

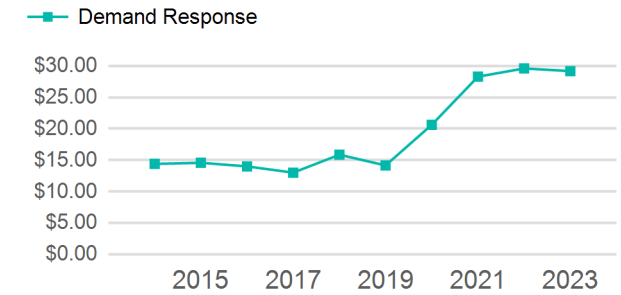
Mailing Address: 335 N. East Road
Manistique, MI

Website: <https://sctransit.org/>

Service Consumed

Annual Unlinked Trips (UPT) 34,673

Operating Expenses per Vehicle Revenue Mile



Assets

Revenue Vehicles 9
Service Vehicles 1
Facilities 1

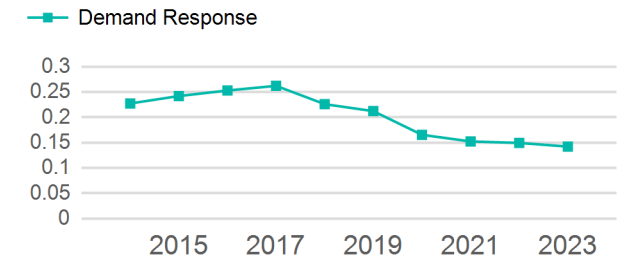
Service Supplied

Annual Vehicle Revenue Miles (VRM) 243,768
Annual Vehicle Revenue Hours (VRH) 12,957
Vehicles Operated in Maximum Service (VOMS) 9

Modal Characteristics

Mode	Annual Unlinked Passenger Trips	Directly Operated VOMS	Purchased Transportation VOMS	Annual Vehicle Revenue Miles	Annual Vehicle Revenue Hours
Demand Response	34,673	9	0	243,768	12,957
Total	34,673	9	0	243,768	12,957

Unlinked Passenger Trip per Vehicle Revenue Mile



Metrics

Mode	Service Efficiency		Service Effectiveness		
	OE per VRM	OE per VRH	UPT per VRM	UPT per VRH	OE per UPT
Demand Response	\$4.15	\$78.06	0.1	2.7	\$29.17
Total	\$4.15	\$78.06	0.1	2.7	\$29.17

2023 Annual Agency Profile - Schoolcraft Transit Authority (NTD ID 50240)

2023 Funding Breakdown

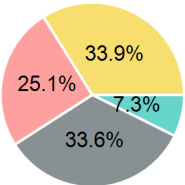
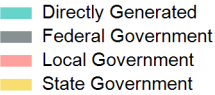
Summary of Operating Expenses (OE)

Sources of Operating Funds Expended

Operating Funding Sources

Mode	Operating Expenses	Fare Revenues
Demand Response	\$1,011,419	\$0
Total	\$1,011,419	\$0

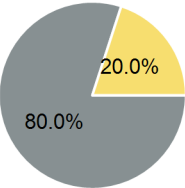
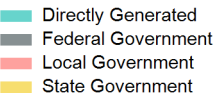
Directly Generated	\$74,014
Federal Government	\$340,322
Local Government	\$253,880
State Government	\$343,203
Total Operating Funds Expended	\$1,011,419



Capital Funding Sources

Sources of Capital Funds Expended

Directly Generated	\$0
Federal Government	\$948,832
Local Government	\$0
State Government	\$237,208
Total Capital Funds Expended	\$1,186,040



2023 Asset Management

Transit Asset Management (TAM) Tier	Tier II	TAM Sponsor NTD ID	5R03
Metrics			

Mode	Average Fleet Age in Years
Demand Response	4.3