

2023 Annual Agency Profile - South Lake County Community Services, Inc. (NTD ID 50167)

Mailing Address: 1450 E. JOLIET STREET
CROWN POINT, IN

Website: <http://www.lccs.care/transportation/>

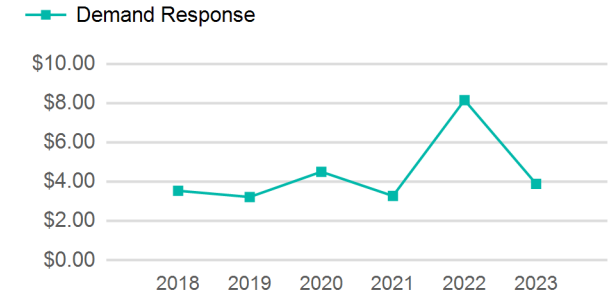
Geographic Coverage

Primary Urbanized/Rural Area Chicago, IL--IN
Service Area Population 233,479
Service Area Sq. Miles 550
Other Areas Served:

Service Consumed

Annual Unlinked Trips (UPT) 38,000

Operating Expenses per Vehicle Revenue Mile



Assets

Revenue Vehicles 18
Service Vehicles
Facilities

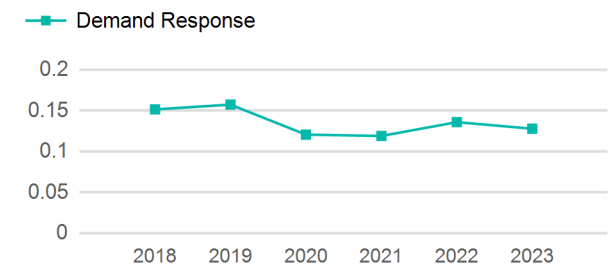
Service Supplied

Annual Vehicle Revenue Miles (VRM) 297,353
Annual Vehicle Revenue Hours (VRH) 26,528
Vehicles Operated in Maximum Service (VOMS) 14

Modal Characteristics

Mode	Annual Unlinked Passenger Trips	Directly Operated VOMS	Purchased Transportation VOMS	Annual Vehicle Revenue Miles	Annual Vehicle Revenue Hours
Demand Response	38,000	14	0	297,353	26,528
Total	38,000	14	0	297,353	26,528

Unlinked Passenger Trip per Vehicle Revenue Mile



Mode	Service Efficiency		Service Effectiveness		
	OE per VRM	OE per VRH	UPT per VRM	UPT per VRH	OE per UPT
Demand Response	\$3.89	\$43.64	0.1	1.4	\$30.47
Total	\$3.89	\$43.64	0.1	1.4	\$30.47

2023 Annual Agency Profile - South Lake County Community Services, Inc. (NTD ID 50167)

2023 Funding Breakdown

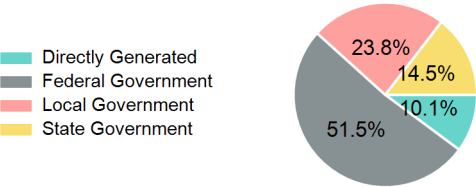
Summary of Operating Expenses (OE)

Sources of Operating Funds Expended

Operating Funding Sources

Mode	Operating Expenses	Fare Revenues
Demand Response	\$1,157,673	\$0
Total	\$1,157,673	\$0

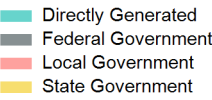
Directly Generated	\$117,096
Federal Government	\$596,627
Local Government	\$276,028
State Government	\$167,922
Total Operating Funds Expended	\$1,157,673



Capital Funding Sources

Sources of Capital Funds Expended

Directly Generated	\$0
Federal Government	\$0
Local Government	\$0
State Government	\$0
Total Capital Funds Expended	\$0



2023 Asset Management

Transit Asset Management (TAM) Tier	Tier II	TAM Sponsor NTD ID	A0015
Metrics			

Mode	Average Fleet Age in Years
Demand Response	5.3